

# FALL LINE TRAIL NORTHERN SECTION (SEGMENT 7C.2 –7C.4)

From: Walder Lane, Town of Ashland  
To: 0.2 Miles South of Winfrey Road, Henrico County

**TOWN OF ASHLAND, HANOVER COUNTY  
AND HENRICO COUNTY, VIRGINIA**

**State Project No.:** 9999-166-294,  
P101, R201, C501 (UPC 121374)  
9999-964-016,  
P101, R201, C501 (UPC 119599)

**Contract ID Number:** C00121374DB121

## LETTER OF SUBMITTAL



Submitted by:



# SECTION 4.0.1.1 LETTER OF SUBMITTAL CHECKLIST AND CONTENTS



**ATTACHMENT 4.0.1.1**

**Fall Line Trail – Northern Section (Segment 7C.2 – 7C.4)**

**LETTER OF SUBMITTAL CHECKLIST AND CONTENTS**

Offerors shall furnish a copy of this Letter of Submittal Checklist, with the page references added, with the Letter of Submittal.

<b>Letter of Submittal Component</b>	<b>Form (if any)</b>	<b>RFP Part 1 Cross Reference</b>	<b>Page Reference</b>
<b>Letter of Submittal Checklist and Contents</b>	Attachment 4.0.1.1	Section 4.0.1.1	<b>Sec. 4.0.1.1</b>
<b>Acknowledgement of RFP, Revisions, and/or Addenda</b>	Attachment 3.4 (Form C-78-RFP)	Sections 3.4; 4.0.1.1	<b>Sec. 3.4</b>
<b>Letter of Submittal</b>	NA	Sections 4.1	<b>Sec. 4.1, p1</b>
Letter of Submittal on Offeror's letterhead	NA	Section 4.1.1	<b>Sec. 4.1, p1</b>
Offeror's full legal name and address	NA	Section 4.1.1	<b>Sec. 4.1, p1</b>
Authorized representative's original signature	NA	Section 4.1.1	<b>Sec. 4.1, p1</b>
Declaration of intent	NA	Section 4.1.2	<b>Sec. 4.1, p1</b>
120 day declaration	NA	Section 4.1.3	<b>Sec. 4.1, p1</b>
Point of Contact information	NA	Section 4.1.4	<b>Sec. 4.1, p1</b>
Principal Officer information	NA	Section 4.1.5	<b>Sec. 4.1, p1</b>
Offeror's Corporate Structure	NA	Section 4.1.6	<b>Sec. 4.1, p1</b>
Full Legal Name of Lead Contractor, Lead Designer, and QAM	NA	Section 4.1.7	<b>Sec. 4.1, p1</b>
Offeror's VDOT prequalification information	NA	Section 4.1.8	<b>Sec. 4.1, p1</b>
SWAM statement confirming Offeror is committed to achieving the required SWAM goal	NA	Section 4.1.9	<b>Sec. 4.1, p1</b>
Final Completion Date	NA	Section 4.1.10	<b>Sec. 4.1, p1</b>

**ATTACHMENT 4.0.1.1**

**Fall Line Trail – Northern Section (Segment 7C.2 – 7C.4)**

**LETTER OF SUBMITTAL CHECKLIST AND CONTENTS**

<b>Letter of Submittal Component</b>	<b>Form (if any)</b>	<b>RFP Part 1 Cross Reference</b>	<b>Page Reference</b>
<b>Attachments to the Letter of Submittal</b>	NA	Section 4.2	
Affiliated and/ or Subsidiary Companies	Attachment 4.2.1	Section 4.2.1	<b>Sec. 4.2.1</b>
Certification Regarding Debarment Forms	Attachment 4.2.2(a) Attachment 4.2.2(b)	Section 4.2.2	<b>Sec. 4.2.2</b>
Offeror's VDOT prequalification information	NA	Section 4.2.3	<b>Sec. 4.2.3</b>
Evidence of obtaining bonding	NA	Section 4.2.4	<b>Sec. 4.2.4</b>
Full size copies of DPOR licenses and SCC registrations	NA	Section 4.2.5	<b>Sec. 4.2.5</b>
SCC registration information - businesses	Attachment 4.2.5	Section 4.2.5.1	<b>Sec. 4.2.5</b>
DPOR registration information - businesses	Attachment 4.2.5	Section 4.2.5.2	<b>Sec. 4.2.5</b>
Lead Contractor Work History Form	Attachment 4.2.6(a)	Section 4.2.6	<b>Sec. 4.2.6</b>
Lead Designer Work History Form	Attachment 4.2.6(b)	Section 4.2.6	<b>Sec. 4.2.6</b>
Conceptual Roadway Plans	NA	Section 4.2.7	<b>Sec. 4.2.7</b>
Conceptual Bridge Plans	NA	Section 4.2.8	<b>Sec. 4.2.8</b>

# SECTION 3.4 FORM C-78-RFP



**ATTACHMENT 3.4****COMMONWEALTH OF VIRGINIA  
DEPARTMENT OF TRANSPORTATION**RFP NO. C00121374DB121PROJECT NO.: Fall Line Trail Northern Section**ACKNOWLEDGEMENT OF RFP, REVISION AND/OR ADDENDA**

Acknowledgement shall be made of receipt of the Request for Proposals (RFP) and/or any and all revisions and/or addenda pertaining to the above designated project which are issued by the Department prior to the Letter of Submittal submission date shown herein. Failure to include this acknowledgement in the Letter of Submittal may result in the rejection of your proposal.

By signing this Attachment 3.4, the Offeror acknowledges receipt of the RFP and/or following revisions and/or addenda to the RFP for the above designated project which were issued under cover letter(s) of the date(s) shown hereon:

1. Cover letter of RFP – December 13, 2022  
(Date)
2. Cover letter of Addendum #1– December 28, 2022  
(Date)
3. Cover letter of Addendum #2– January 9, 2023  
(Date)
4. Cover letter of Addendum #3– February 10, 2023  
(Date)
5. Cover letter of Addendum #4– February 17, 2023  
(Date)
6. Cover letter of Addendum #5– February 27, 2023  
(Date)
7. Cover letter of Addendum #6– March 3, 2023  
(Date)



SIGNATURE

March 14, 2023

DATE

Aaron T. Myers

PRINTED NAME

Executive Vice President - Operations

TITLE

# SECTION 4.1 LETTER OF SUBMITTAL





March 14, 2023

Bryan W. Stevenson, PE, DBIA  
Alternative Project Delivery Division  
Virginia Department of Transportation  
1401 East Broad Street  
Richmond, VA 23219

Letter of Submittal  
**Fall Line Trail – Northern Section (Segment 7C.2 – 7C.4)**  
Town of Ashland, Hanover County and Henrico County, VA  
Contract ID Number: C00121374DB121

Dear Mr. Stevenson:

Allan Myers (Myers), Vanasse Hangen Brustlin, Inc. (VHB), and Quinn Consulting Services (QCS), herein referred to as the Myers Team, respectfully submit this Letter of Submittal and Attachments for the Fall Line Trail – Northern Section (Segment 7C.2 – 7C.4) project (Project).

As requested by RFP Section 4.1, the Myers Team presents the following information:

- 4.1.1** Allan Myers VA, Inc., is the legal entity that will execute a contract with VDOT.
- 4.1.2** Allan Myers VA, Inc., intends to enter into a contract with VDOT for the Project in accordance with the terms of the RFP.
- 4.1.3** The offer represented by the Letter of Submittal and Price Proposal will remain in full force and effect for 120 days after the Price Proposal is submitted to VDOT on March 14, 2023.
- 4.1.4** Thomas Heil will serve as the Point of Contact for the Myers Team.  
**Thomas Heil, PE, DBIA** (571) 485-0387 (Telephone)  
12500 Fair Lakes Circle, Suite 150 (703) 272-7230 (Fax)  
Fairfax, VA 22033 tom.heil@allanmyers.com
- 4.1.5** Executive Vice President of Operations Aaron Myers is the Principal Officer for the Myers Team.  
**Aaron Myers** (804) 290-8500 (Telephone)  
301 Concourse Boulevard, Suite 300 (804) 418-7935 (Fax)  
Glen Allen, VA 23059 aaron.myers@allanmyers.com
- 4.1.6** Allan Myers VA is structured as a corporation and will undertake financial responsibility for the Project.
- 4.1.7** Allan Myers VA, Inc., will serve as the Lead Contractor. Vanasse Hangen Brustlin, Inc., will serve as the Lead Designer. Quinn Consulting Services, Inc., will serve as the Quality Assurance firm.
- 4.1.8** Allan Myers VA, Inc., holds an active VDOT prequalification number of G303.
- 4.1.9** The Myers Team will achieve the 12% DBE participation goal for the entire contract value.
- 4.1.10** The Myers Team proposes a Final Completion Date of September 18, 2025.

Respectfully,

A handwritten signature in blue ink, appearing to read 'A. Myers', written over a horizontal line.

Aaron T. Myers  
Executive VP of Operations, Allan Myers



# SECTION 4.2.1 AFFILIATED AND SUBSIDIARY COMPANIES



## ATTACHMENT 4.2.1

**State Project No. 9999-166-294, 9999-964-016**

### **Affiliated and Subsidiary Companies of the Offeror**

Offerors shall complete the table and include the addresses of affiliates or subsidiary companies as applicable. By completing this table, Offerors certify that all affiliated and subsidiary companies of the Offeror are listed.

**The Offeror does not have any affiliated or subsidiary companies.**

**Affiliated and/ or subsidiary companies of the Offeror are listed below.**

<b>Relationship with Offeror (Affiliate or Subsidiary)</b>	<b>Full Legal Name</b>	<b>Address</b>
Offeror	Allan Myers VA, Inc.	301 Concourse Blvd, Suite 300, Glen Allen, VA 23059
Affiliate	Allan Myers, Inc.	1805 Berks Rd, PO Box 98, Worcester, PA 19490
Affiliate	Allan A. Myers, Co.	1805 Berks Rd, PO Box 98, Worcester, PA 19490
Affiliate	Allan Myers DE, Inc.	638 Lancaster Ave, Malvern, PA 19355
Affiliate	Allan Myers Management, Inc.	1805 Berks Rd, PO Box 98, Worcester, PA 19490
Affiliate	Allan Myers Materials MD, Inc.	638 Lancaster Ave, Malvern, PA 19355
Affiliate	Allan Myers Materials PA, Inc.	1805 Berks Rd, PO Box 98, Worcester, PA 19490
Affiliate	Allan Myers Materials, Inc.	638 Lancaster Ave, Malvern, PA 19355
Affiliate	Allan Myers MD, Inc.	2011 Bel Air Rd, PO Box 278, Fallston, MD 21407
Affiliate	Allan Myers PA, Inc.	1805 Berks Rd, PO Box 98, Worcester, PA 19490
Affiliate	Allan Myers Transport Co.	1805 Berks Rd, PO Box 98, Worcester, PA 19490
Affiliate	Allan Myers, L.P.	1805 Berks Rd, PO Box 98, Worcester, PA 19490
Affiliate	Compass Quarries, Inc.	638 Lancaster Ave, Malvern, PA 19355
Affiliate	The Myers Group, Inc.	1805 Berks Rd, PO Box 98, Worcester, PA 19490
Affiliate	FAM Construction, LLC	3877 Fairfax Ridge Road, Suite 300C, Fairfax, VA 22030
Affiliate	US 460 Mobility Partners, LLC	7025 Harbour View Blvd, Suffolk, VA 23435

# SECTION 4.2.2 DEBARMENT FORMS



ATTACHMENT 4.2.2(a)

CERTIFICATION REGARDING DEBARMENT  
PRIMARY COVERED TRANSACTIONS

**Project No.: 9999-166-294, 9999-964-016**

1) The prospective primary participant certifies to the best of its knowledge and belief, that it and its principals:

a) Are not presently debarred, suspended, proposed for debarment, declared ineligible, or voluntarily excluded from covered transactions by any Federal department or agency.


b) Have not within a three-year period preceding this proposal been convicted of or had a civil judgment rendered against them for commission of fraud or a criminal offense in connection with obtaining, attempting to obtain, or performing a public (Federal, State or local) transaction or contract under a public transaction; and have not been convicted of any violations of Federal or State antitrust statutes or commission of embezzlement, theft, forgery, bribery, falsification, or destruction of records, making false statements, or receiving stolen property;

c) Are not presently indicted for or otherwise criminally or civilly charged by a governmental entity (Federal, State or local) with commission of any of the offenses enumerated in paragraph 1) b) of this certification; and

d) Have not within a three-year period preceding this application/proposal had one or more public transactions (Federal, State or local) terminated for cause or default.

2) Where the prospective primary participant is unable to certify to any of the statements in this certification, such prospective participant shall attach an explanation to this proposal.

The undersigned makes the foregoing statements to be filed with the proposal submitted on behalf of the Offeror for contracts to be let by the Commonwealth Transportation Board.

 _____ Signature	<u>3/7/2023</u> _____ Date	<u>Executive VP of Operations</u> _____ Title
---	----------------------------------	---

Allan Myers VA, Inc.  
\_\_\_\_\_  
Name of Firm

**ATTACHMENT 4.2.2(b)**

**CERTIFICATION REGARDING DEBARMENT  
LOWER TIER COVERED TRANSACTIONS**

**Project No.: 9999-166-294, 9999-964-016**

- 1) The prospective lower tier participant certifies, by submission of this proposal, that neither it nor its principals is presently debarred, suspended, proposed for debarment, declared ineligible, or voluntarily excluded from participation in this transaction by any Federal department or agency.
- 2) Where the prospective lower tier participant is unable to certify to any of the statements in this certification, such prospective participant shall attach an explanation to this proposal.

The undersigned makes the foregoing statements to be filed with the proposal submitted on behalf of the Offeror for contracts to be let by the Commonwealth Transportation Board.



\_\_\_\_\_  
Signature

January 4, 2023

\_\_\_\_\_  
Date

Sr. Vice President/Regional Manager

\_\_\_\_\_  
Title

Vanasse Hangen Brustlin, Inc.

\_\_\_\_\_  
Name of Firm


**ATTACHMENT 4.2.2(b)**

**CERTIFICATION REGARDING DEBARMENT  
LOWER TIER COVERED TRANSACTIONS**

**Project No.: 9999-166-294, 9999-964-016**

- 1) The prospective lower tier participant certifies, by submission of this proposal, that neither it nor its principals is presently debarred, suspended, proposed for debarment, declared ineligible, or voluntarily excluded from participation in this transaction by any Federal department or agency.
- 2) Where the prospective lower tier participant is unable to certify to any of the statements in this certification, such prospective participant shall attach an explanation to this proposal.

The undersigned makes the foregoing statements to be filed with the proposal submitted on behalf of the Offeror for contracts to be let by the Commonwealth Transportation Board.

	<u>2/7/2023</u>	<u>President</u>
Signature	Date	Title

Quinn Consulting Services, Inc.  
Name of Firm

**ATTACHMENT 4.2.2(b)**

**CERTIFICATION REGARDING DEBARMENT  
LOWER TIER COVERED TRANSACTIONS**

**Project No.: 9999-166-294, 9999-964-016**

- 1) The prospective lower tier participant certifies, by submission of this proposal, that neither it nor its principals is presently debarred, suspended, proposed for debarment, declared ineligible, or voluntarily excluded from participation in this transaction by any Federal department or agency.
- 2) Where the prospective lower tier participant is unable to certify to any of the statements in this certification, such prospective participant shall attach an explanation to this proposal.

The undersigned makes the foregoing statements to be filed with the proposal submitted on behalf of the Offeror for contracts to be let by the Commonwealth Transportation Board.

  
\_\_\_\_\_  
Signature

Jan 10, 2023  
\_\_\_\_\_  
Date

President  
\_\_\_\_\_  
Title

Dovetail Cultural Resource Group  
\_\_\_\_\_  
Name of Firm

# SECTION 4.2.3 PREQUALIFICATION LISTING







Department's List of Prequalified Vendors  
Includes All Qualified Levels As Of 1/25/2023

- M -

**Vendor ID:** G303  
**Vendor Name:** ALLAN MYERS VA, INC.  
**Prequal Level:** Prequalified  
**Prequal Exp:** 07/31/2023

**-- PREQ Address --**

301 CONCOURSE BLVD SUITE 300  
GLEN ALLEN, VA 23059  
Phone: (804)290-8500  
Fax: (804)418-7935

**Work Classes (Listed But Not Limited To)**

- 002 - GRADING
- 003 - MAJOR STRUCTURES
- 004 - ASPHALT CONCRETE PAVING
- 007 - MINOR STRUCTURES
- 013 - ROADWAY MILLING
- 171 - SURFACE TREATMENT

**Bus. Contact:** TREADWELL, MADELYN  
**Email:** MADELYN.TREADWELL@ALLANMYERS.COM

**-- DBE Information --**

**DBE Type:** N/A  
**DBE Contact:** N/A

**Vendor ID:** N1020  
**Vendor Name:** N TO N FIBER, INC.  
**Prequal Level:** Prequalified  
**Prequal Exp:** 07/31/2023

**-- PREQ Address --**

8661 VIRGINIA MEADOWS DRIVE  
MANASSAS, VA 20109  
Phone: (703)331-3884  
Fax: (703)331-3854

**Work Classes (Listed But Not Limited To)**

- 045 - UNDERGROUND UTILITIES
- 058 - DRILLING AND BLASTING
- 101 - EXCAVATING

**Bus. Contact:** NOONE, STEPHEN MICHAEL  
**Email:** INFO@NTONFIBER.COM

**-- DBE Information --**

**DBE Type:** N/A  
**DBE Contact:** N/A

# SECTION 4.2.4 SURETY





March 14, 2023

Commonwealth of Virginia  
Virginia Department of Transportation (VDOT)  
1401 East Broad Street  
Richmond, VA 23219

Re: Fall Line Trail – Northern Section (Segment 7C.2 – 7C.4), State Project Nos.: 9999-166-294, P101, R201, C501 (UPC 121374), 9999-964-016, P101, R201, C501 (UPC 119599,) Contract ID Number: C00121374DB121; Town of Ashland, Hanover County and Henrico County, VA

To Whom It May Concern:

Allan Myers VA, Inc., a subsidiary of Allan Myers, Inc., is a highly regarded and valued client of Fidelity and Deposit Company of Maryland, and Berkshire Hathaway Specialty Insurance Company. As sureties for Allan Myers VA, Inc., with A.M. Best Financial Strength Rating and Financial Size Category as listed below, and authorized to transact business in the Commonwealth of Virginia, Allan Myers VA, Inc. is capable of obtaining a 100% Performance Bond and 100% Labor and Materials Payment Bond in the amount of the anticipated cost of construction for approximately Eleven-Million, Eight-Hundred Thousand and No/100 Dollars (\$11,800,000.00), and said bonds will cover the Project and any warranty periods as provided for in the Contract Documents on behalf of the Contractor, in the event that such firm be the successful bidder and enter into a contract for this project.

Please be advised that this authorization is subject to standard underwriting throughout the request for qualification process, including a review of the contract terms, bond forms, project financing and any other pertinent underwriting information.

Sincerely,

Fidelity and Deposit Company of Maryland (AM Best Rating A+ (XV))  
Berkshire Hathaway Specialty Insurance Company (AM Best Rating A++ (XV))

Elizabeth P. Cervini  
Attorney-in-Fact

EPC/jml

cc: Nyoka Brooks, Fidelity and Deposits Company of Maryland  
Kevin O'Brien, Berkshire Hathaway Specialty Insurance Company



**ZURICH AMERICAN INSURANCE COMPANY  
COLONIAL AMERICAN CASUALTY AND SURETY COMPANY  
FIDELITY AND DEPOSIT COMPANY OF MARYLAND  
POWER OF ATTORNEY**

KNOW ALL MEN BY THESE PRESENTS: That the ZURICH AMERICAN INSURANCE COMPANY, a corporation of the State of New York, the COLONIAL AMERICAN CASUALTY AND SURETY COMPANY, a corporation of the State of Illinois, and the FIDELITY AND DEPOSIT COMPANY OF MARYLAND a corporation of the State of Illinois (herein collectively called the "Companies"), by **Robert D. Murray, Vice President**, in pursuance of authority granted by Article V, Section 8, of the By-Laws of said Companies, which are set forth on the reverse side hereof and are hereby certified to be in full force and effect on the date hereof, do hereby nominate, constitute, and appoint **Harry C. ROSENBERG, Elizabeth P. CERVINI, David C. ROSENBERG, Matthew J. ROSENBERG, Denise M. BRUNO, Julia R. BURNET, Joyce M. HOUGHTON, Jonathan F. BLACK, David A. JOHNSON, Stephanie S. HELMIG, Melissa J. HINDE, James M. DISCIULLO, John E. ROSENBERG** of Wayne, Pennsylvania, EACH, its true and lawful agent and Attorney-in-Fact, to make, execute, seal and deliver, for, and on its behalf as surety, and as its act and deed: **any and all bonds and undertakings**, and the execution of such bonds or undertakings in pursuance of these presents, shall be as binding upon said Companies, as fully and amply, to all intents and purposes, as if they had been duly executed and acknowledged by the regularly elected officers of the ZURICH AMERICAN INSURANCE COMPANY at its office in New York, New York., the regularly elected officers of the COLONIAL AMERICAN CASUALTY AND SURETY COMPANY at its office in Owings Mills, Maryland., and the regularly elected officers of the FIDELITY AND DEPOSIT COMPANY OF MARYLAND at its office in Owings Mills, Maryland., in their own proper persons.

The said Vice President does hereby certify that the extract set forth on the reverse side hereof is a true copy of Article V, Section 8, of the By-Laws of said Companies, and is now in force.

IN WITNESS WHEREOF, the said Vice-President has hereunto subscribed his/her names and affixed the Corporate Seals of the said ZURICH AMERICAN INSURANCE COMPANY, COLONIAL AMERICAN CASUALTY AND SURETY COMPANY, and FIDELITY AND DEPOSIT COMPANY OF MARYLAND, this 24th day of May, A.D. 2021.



**ATTEST:  
ZURICH AMERICAN INSURANCE COMPANY  
COLONIAL AMERICAN CASUALTY AND SURETY COMPANY  
FIDELITY AND DEPOSIT COMPANY OF MARYLAND**

By: *Robert D. Murray*  
Vice President

By: *Dawn E. Brown*  
Secretary

State of Maryland  
County of Baltimore

On this 24th day of May, A.D. 2021, before the subscriber, a Notary Public of the State of Maryland, duly commissioned and qualified, **Robert D. Murray, Vice President and Dawn E. Brown, Secretary** of the Companies, to me personally known to be the individuals and officers described in and who executed the preceding instrument, and acknowledged the execution of same, and being by me duly sworn, depose and saith, that he/she is the said officer of the Company aforesaid, and that the seals affixed to the preceding instrument are the Corporate Seals of said Companies, and that the said Corporate Seals and the signature as such officer were duly affixed and subscribed to the said instrument by the authority and direction of the said Corporations.

IN TESTIMONY WHEREOF, I have hereunto set my hand and affixed my Official Seal the day and year first above written.



Constance A. Dunn, Notary Public  
My Commission Expires: July 9, 2023

**Authenticity of this bond can be confirmed at [bondvalidator.zurichna.com](http://bondvalidator.zurichna.com) or 410-559-8790**

**EXTRACT FROM BY-LAWS OF THE COMPANIES**

"Article V, Section 8, Attorneys-in-Fact. The Chief Executive Officer, the President, or any Executive Vice President or Vice President may, by written instrument under the attested corporate seal, appoint attorneys-in-fact with authority to execute bonds, policies, recognizances, stipulations, undertakings, or other like instruments on behalf of the Company, and may authorize any officer or any such attorney-in-fact to affix the corporate seal thereto; and may with or without cause modify or revoke any such appointment or authority at any time."

**CERTIFICATE**

I, the undersigned, Vice President of the ZURICH AMERICAN INSURANCE COMPANY, the COLONIAL AMERICAN CASUALTY AND SURETY COMPANY, and the FIDELITY AND DEPOSIT COMPANY OF MARYLAND, do hereby certify that the foregoing Power of Attorney is still in full force and effect on the date of this certificate; and I do further certify that Article V, Section 8, of the By-Laws of the Companies is still in force.

This Power of Attorney and Certificate may be signed by facsimile under and by authority of the following resolution of the Board of Directors of the ZURICH AMERICAN INSURANCE COMPANY at a meeting duly called and held on the 15th day of December 1998.

RESOLVED: "That the signature of the President or a Vice President and the attesting signature of a Secretary or an Assistant Secretary and the Seal of the Company may be affixed by facsimile on any Power of Attorney...Any such Power or any certificate thereof bearing such facsimile signature and seal shall be valid and binding on the Company."

This Power of Attorney and Certificate may be signed by facsimile under and by authority of the following resolution of the Board of Directors of the COLONIAL AMERICAN CASUALTY AND SURETY COMPANY at a meeting duly called and held on the 5th day of May, 1994, and the following resolution of the Board of Directors of the FIDELITY AND DEPOSIT COMPANY OF MARYLAND at a meeting duly called and held on the 10th day of May, 1990.

RESOLVED: "That the facsimile or mechanically reproduced seal of the company and facsimile or mechanically reproduced signature of any Vice-President, Secretary, or Assistant Secretary of the Company, whether made heretofore or hereafter, wherever appearing upon a certified copy of any power of attorney issued by the Company, shall be valid and binding upon the Company with the same force and effect as though manually affixed.

IN TESTIMONY WHEREOF, I have hereunto subscribed my name and affixed the corporate seals of the said Companies, this 14th day of March, 2023.



*Brian M. Hodges*

By: Brian M. Hodges  
Vice President

**TO REPORT A CLAIM WITH REGARD TO A SURETY BOND, PLEASE SUBMIT A COMPLETE DESCRIPTION OF THE CLAIM INCLUDING THE PRINCIPAL ON THE BOND, THE BOND NUMBER, AND YOUR CONTACT INFORMATION TO:**

Zurich Surety Claims  
1299 Zurich Way  
Schaumburg, IL 60196-1056  
[www.reportsfclaims@zurichna.com](http://www.reportsfclaims@zurichna.com)  
800-626-4577

**Authenticity of this bond can be confirmed at [bondvalidator.zurichna.com](http://bondvalidator.zurichna.com) or 410-559-8790**



Power of Attorney
BERKSHIRE HATHAWAY SPECIALTY INSURANCE COMPANY
NATIONAL INDEMNITY COMPANY / NATIONAL LIABILITY & FIRE INSURANCE COMPANY

Know all men by these presents, that BERKSHIRE HATHAWAY SPECIALTY INSURANCE COMPANY, a corporation existing under and by virtue of the laws of the State of Nebraska and having an office at One Lincoln Street, 23rd Floor, Boston, Massachusetts 02111, NATIONAL INDEMNITY COMPANY, a corporation existing under and by virtue of the laws of the State of Nebraska and having an office at 3024 Harney Street, Omaha, Nebraska 68131 and NATIONAL LIABILITY & FIRE INSURANCE COMPANY, a corporation existing under and by virtue of the laws of the State of Connecticut and having an office at 100 First Stamford Place, Stamford, Connecticut 06902 (hereinafter collectively the "Companies"), pursuant to and by the authority granted as set forth herein, do hereby name, constitute and appoint: Joyce M. Houghton, David C. Rosenberg, Jonathan F. Black, Matthew J. Rosenberg, Harry C. Rosenberg, David A. Johnson, Stephanie S. Helmig, Julia R. Burnet, Denise M. Bruno, Elizabeth P. Cervini, John E. Rosenberg, Melissa J. Hinde, James M. DiSciullo, 595 E. Swedesford Road, Suite 350 of the city of Wayne, State of Pennsylvania, their true and lawful attorney(s)-in-fact to make, execute, seal, acknowledge, and deliver, for and on their behalf as surety and as their act and deed, any and all undertakings, bonds, or other such writings obligatory in the nature thereof, in pursuance of these presents, the execution of which shall be as binding upon the Companies as if it has been duly signed and executed by their regularly elected officers in their own proper persons. This authority for the Attorney-in-Fact shall be limited to the execution of the attached bond(s) or other such writings obligatory in the nature thereof.

In witness whereof, this Power of Attorney has been subscribed by an authorized officer of the Companies, and the corporate seals of the Companies have been affixed hereto this date of December 20, 2018. This Power of Attorney is made and executed pursuant to and by authority of the Bylaws, Resolutions of the Board of Directors, and other Authorizations of BERKSHIRE HATHAWAY SPECIALTY INSURANCE COMPANY, NATIONAL INDEMNITY COMPANY and NATIONAL LIABILITY & FIRE INSURANCE COMPANY, which are in full force and effect, each reading as appears on the back page of this Power of Attorney, respectively. The following signature by an authorized officer of the Company may be a facsimile, which shall be deemed the equivalent of and constitute the written signature of such officer of the Company for all purposes regarding this Power of Attorney, including satisfaction of any signature requirements on any and all undertakings, bonds, or other such writings obligatory in the nature thereof, to which this Power of Attorney applies.

BERKSHIRE HATHAWAY SPECIALTY INSURANCE COMPANY,

NATIONAL INDEMNITY COMPANY, NATIONAL LIABILITY & FIRE INSURANCE COMPANY,

[Signature of David Fields]

[Signature of David Fields]

By: David Fields, Executive Vice President

By: David Fields, Vice President

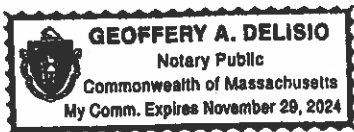


NOTARY

State of Massachusetts, County of Suffolk, ss:

On this 20th day of December, 2018, before me appeared David Fields, Executive Vice President of BERKSHIRE HATHAWAY SPECIALTY INSURANCE COMPANY and Vice President of NATIONAL INDEMNITY COMPANY and NATIONAL LIABILITY & FIRE INSURANCE COMPANY, who being duly sworn, says that his capacity is as designated above for such Companies; that he knows the corporate seals of the Companies; that the seals affixed to the foregoing instrument are such corporate seals; that they were affixed by order of the board of directors or other governing body of said Companies pursuant to its Bylaws, Resolutions and other Authorizations, and that he signed said instrument in that capacity of said Companies.

[Notary Seal]



[Signature of Notary Public]

Notary Public

I, Ralph Tortorella, the undersigned, Officer of BERKSHIRE HATHAWAY SPECIALTY INSURANCE COMPANY, NATIONAL INDEMNITY COMPANY and NATIONAL LIABILITY & FIRE INSURANCE COMPANY, do hereby certify that the above and foregoing is a true and correct copy of the Power of Attorney executed by said Companies which is in full force and effect and has not been revoked. IN TESTIMONY WHEREOF, see hereunto affixed the seals of said Companies this March 14, 2023.



[Signature of Officer]

Officer

To verify the authenticity of this Power of Attorney please contact us at: BHSISurety Department, Berkshire Hathaway Specialty Insurance Company, One Lincoln Street, 23rd Floor Boston, MA 02111 | (770) 625-2516 or by email at Jennifer.Barber@bhspecialty.com THIS POWER OF ATTORNEY IS VOID IF ALTERED

To notify us of a claim please contact us on our 24-hour toll free number at (855) 453-9675, via email at claimnotice@bhspecialty.com, via fax to (617) 507-8259, or via mail.

**BERKSHIRE HATHAWAY SPECIALTY INSURANCE COMPANY (BYLAWS)**

ARTICLE V.  
CORPORATE ACTIONS

....

EXECUTION OF DOCUMENTS:

....

Section 6.(b) The President, any Vice President or the Secretary, shall have the power and authority:

- (1) To appoint Attorneys-in-fact, and to authorize them to execute on behalf of the Company bonds and other undertakings, and
- (2) To remove at any time any such Attorney-in-fact and revoke the authority given him.

**NATIONAL INDEMNITY COMPANY (BY-LAWS)**

Section 4. Officers, Agents, and Employees:

A. The officers shall be a President, one or more Vice Presidents, a Secretary, one or more Assistant Secretaries, a Treasurer, and one or more Assistant Treasurers none of whom shall be required to be shareholders or Directors and each of whom shall be elected annually by the Board of Directors at each annual meeting to serve a term of office of one year or until a successor has been elected and qualified, may serve successive terms of office, may be removed from office at any time for or without cause by a vote of a majority of the Board of Directors, and shall have such powers and rights and be charged with such duties and obligations as usually are vested in and pertain to such office or as may be directed from time to time by the Board of Directors; and the Board of Directors or the officers may from time to time appoint, discharge, engage, or remove such agents and employees as may be appropriate, convenient, or necessary to the affairs and business of the corporation.

**NATIONAL INDEMNITY COMPANY (BOARD RESOLUTION ADOPTED AUGUST 6, 2014)**

RESOLVED, That the President, any Vice President or the Secretary, shall have the power and authority to (1) appoint Attorneys-in-fact, and to authorize them to execute on behalf of this Company bonds and other undertakings and (2) remove at any time any such Attorney-in-fact and revoke the authority given.

**NATIONAL LIABILITY & FIRE INSURANCE COMPANY (BY-LAWS)**

ARTICLE IV

Officers

Section 1. Officers, Agents and Employees:

A. The officers shall be a president, one or more vice presidents, one or more assistant vice presidents, a secretary, one or more assistant secretaries, a treasurer, and one or more assistant treasurers, none of whom shall be required to be shareholders or directors, and each of whom shall be elected annually by the board of directors at each annual meeting to serve a term of office of one year or until a successor has been elected and qualified, may serve successive terms of office, may be removed from office at any time for or without cause by a vote of a majority of the board of directors. The president and secretary shall be different individuals. Election or appointment of an officer or agent shall not create contract rights. The officers of the Corporation shall have such powers and rights and be charged with such duties and obligations as usually are vested in and pertain to such office or as may be directed from time to time by the board of directors; and the board of directors or the officers may from time to time appoint, discharge, engage, or remove such agents and employees as may be appropriate, convenient, or necessary to the affairs and business of the Corporation.

**NATIONAL LIABILITY & FIRE INSURANCE COMPANY (BOARD RESOLUTION ADOPTED AUGUST 6, 2014)**

RESOLVED, That the President, any Vice President or the Secretary, shall have the power and authority to (1) appoint Attorneys-in-fact, and to authorize them to execute on behalf of this Company bonds and other undertakings and (2) remove at any time any such Attorney-in-fact and revoke the authority given.

# SECTION 4.2.5 DPOR AND SCC REGISTRATIONS





## ATTACHMENT 4.2.5

### State Project No. 9999-166-294, 9999-964-016

#### SCC and DPOR Information

Offerors shall complete the table and include the required state registration and licensure information. By completing this table, Offerors certify that their team complies with the requirements set forth in Section 4.2.5 and that all businesses listed are active and in good standing.

<b>SCC &amp; DPOR INFORMATION FOR BUSINESSES (RFP Sections 4.2.5.1 and 4.2.5.2)</b>							
<b>Business Name</b>	<b>SCC Information (4.2.5.1)</b>			<b>DPOR Information (4.2.5.2)</b>			
	<b>SCC Number</b>	<b>SCC Type of Corporation</b>	<b>SCC Status</b>	<b>DPOR Registered Address</b>	<b>DPOR Registration Type</b>	<b>DPOR Registration Number</b>	<b>DPOR Expiration Date</b>
Allan Myers VA, Inc.	01137801	Stock Corporation	Active	301 Concourse Blvd, Suite 300 Glen Allen, VA 23059	Class A Contractor	2701009872	12/31/2024
Vanasse Hangen Brustlin, Inc.	F1170440	Stock Corporation	Active	115 South 15 <sup>th</sup> Street Suite 200 Richmond, VA 23219	Business Entity	0407003225	12/31/2023
Quinn Consulting Services Incorporated	04925517	Stock Corporation	Active	3130 Halifax Rd Ste A South Boston, VA 24592	Business Entity Branch Office	0411001544	02/29/2024
Dovetail Cultural Resource Group I, Inc.	06685531	Stock Corporation	Active	N/A—provides non-professional services			

COMMONWEALTH of VIRGINIA

Department of Professional and Occupational Regulation

9960 Mayland Drive, Suite 400, Richmond, VA 23233

Telephone: (804) 367-8500

EXPIRES ON

12-31-2024

NUMBER

2701009872

BOARD FOR CONTRACTORS  
CLASS A CONTRACTOR  
\*CLASSIFICATIONS\* H/H



ALLAN MYERS VA INC  
301 CONCOURSE BLVD  
SUITE 300  
GLEN ALLEN, VA 23059



*Dominic J. Mello*  
Director

Status can be verified at <http://www.dpor.virginia.gov>

(SEE REVERSE SIDE FOR PRIVILEGES AND INSTRUCTIONS)

DPOR-LIC (02/2017)

(DETACH HERE)



COMMONWEALTH of VIRGINIA

Department of Professional and Occupational Regulation

CLASS A BOARD FOR CONTRACTORS  
CONTRACTOR

\*CLASSIFICATIONS\* H/H

NUMBER: 2701009872 EXPIRES: 12-31-2024

ALLAN MYERS VA INC  
301 CONCOURSE BLVD  
SUITE 300  
GLEN ALLEN, VA 23059



(FOLD)

Status can be verified at <http://www.dpor.virginia.gov>

DPOR-PC (02/2017)

## Entity Information

### Entity Information

Entity Name: Allan Myers VA, Inc.

Entity ID: 01137801

Entity Type: Stock Corporation

Entity Status: **Active**

Series LLC: N/A

Reason for Status: Active and In Good Standing

Formation Date: 10/06/1967

Status Date: 11/19/2013

VA Qualification Date: 10/06/1967

Period of Duration: Perpetual

Industry Code: 0 - General

Annual Report Due Date: N/A

Jurisdiction: VA

Charter Fee: \$0.00

Registration Fee Due Date: Not Required

### Registered Agent Information

RA Type: Entity

Locality: HENRICO COUNTY

RA Qualification: BUSINESS ENTITY THAT IS AUTHORIZED TO  
TRANSACTION BUSINESS IN VIRGINIA

Name: C T CORPORATION SYSTEM

Registered Office Address: 4701 Cox Rd Ste 285, Glen Allen, VA, 23060 -  
6808, USA

### Principal Office Address

Privacy Policy (<https://www.scc.virginia.gov/privacy.aspx>) | Contact Us (<https://www.scc.virginia.gov>)

[/clk/clk\\_contact.aspx](#) (<https://www.facebook.com/VirginiaStateCorporationCommission>)

Address: 301 Concourse Blvd Ste 300, Glen Allen, VA,  
23059 - 5659, USA

### Principal Information

<b>Title</b>	<b>Director</b>	<b>Name</b>	<b>Address</b>	<b>Last Updated</b>
EVP/CFO	No	DENIS P MOORE	PO BOX 98, WORCESTER, PA, 19490 - 0000, USA	10/29/2019
President	No	RICHARD DUNGAN	PO BOX 98, Worcester, PA, 19490 - 0000, USA	10/26/2020
EXECUTIVE VP - OPERATIONS	No	AARON T MYERS	301 CONCOURSE BLVD STE 300, GLEN ALLEN, VA, 23059 - 0000, USA	10/26/2020
CEO	Yes	A ROSS MYERS	PO BOX 98, WORCESTER, PA, 19490 - 0000, USA	10/29/2019
Secretary	No	TERESA S HASSON	1805 BERKS RD, WORCESTER, PA, 19490 - 0000, USA	10/29/2019

### Current Shares

Total Shares: 100000

[Filing History](#)

[RA History](#)

[Name History](#)

[Previous Registrations](#)

[Garnishment Designees](#)

[Image Request](#)

[Back](#)

[Return to Search](#)

[Return to Results](#)

[Back to Login](#)

COMMONWEALTH of VIRGINIA

Department of Professional and Occupational Regulation

9960 Mayland Drive, Suite 400, Richmond, VA 23233

Telephone: (804) 367-8500

EXPIRES ON  
12-31-2023

NUMBER  
0407003225

BOARD FOR ARCHITECTS, PROFESSIONAL ENGINEERS, LAND SURVEYORS, CERTIFIED INTERIOR DESIGNERS  
AND LANDSCAPE ARCHITECTS  
BUSINESS ENTITY REGISTRATION

PROFESSIONS: ENG



VANASSE HANGEN BRUSTLIN INC  
115 SOUTH 15TH STREET  
SUITE 200  
RICHMOND, VA 23219



*Mary Broz-Vaughan*  
Mary Broz-Vaughan, Director

Status can be verified at <http://www.dpor.virginia.gov>

(SEE REVERSE SIDE FOR PRIVILEGES AND INSTRUCTIONS)

DPOR-LIC (02/2017)

## Entity Information

### Entity Information

Entity Name: Vanasse Hangen Brustlin, Inc.

Entity ID: F1170440

Entity Type: Stock Corporation

Entity Status: **Active**

Series LLC: N/A

Reason for Status: Active and In Good Standing

Formation Date: N/A

Status Date: 04/16/2001

VA Qualification Date: 03/18/1994

Period of Duration: Perpetual

Industry Code: 0 - General

Annual Report Due Date: N/A

Jurisdiction: MA

Charter Fee: \$2500.00

Registration Fee Due Date: Not Required

### Registered Agent Information

RA Type: Entity

Locality: HANOVER COUNTY

RA Qualification: BUSINESS ENTITY THAT IS AUTHORIZED TO  
TRANSACTION BUSINESS IN VIRGINIA

Name: Registered Agent Solutions, Inc.

Registered Office Address: 7288 HANOVER GREEN DR, MECHANICSVILLE,  
VA, 23111 - 0000, USA

### Principal Office Address

Privacy Policy (<https://www.scc.virginia.gov/privacy.aspx>) | Contact Us (<https://www.scc.virginia.gov>

[/clk/clk\\_contact.aspx](#)) (<https://www.facebook.com/VirginiaStateCorporationCommission>)

Address: 101 Walnut St, Watertown, MA, 02472 - 4054,  
USA

### Principal Information

Title	Director	Name	Address	Last Updated
President	Yes	MICHAEL CARRAGHER	101 WALNUT STREET, WATERTOWN, MA, 02472 - 0000, USA	03/01/2019
Secretary	No	ROBERT DUBINSKY	101 WALNUT STREET, WATERTOWN, MA, 02472 - 0000, USA	03/02/2021
OFFICER	No	KHRISTOPHER GREGOIRE	101 WALNUT ST., WATERTOWN, MA, 02471 - 0000, USA	03/01/2019
Treasurer	No	Eric Hartmann	101 Walnut St, Watertown, MA, 02472 - 4054, USA	03/02/2021
ASST CLERK	Yes	WILLIAM ASHWORTH	101 WALNUT ST, WATERTOWN, MA, 02472 - 0000, USA	08/11/2022
Chief Development Officer	Yes	Michael McArdle	101 Walnut St, Watertown, MA, 02472 - 4054, USA	03/02/2021
Chief Technology Officer	No	David Mulholland	225 E. Robinson, Suite 300, Orlando, FL, 32801, USA	08/11/2022
	Yes	CAROLYN GROOBEY	3232 Matilda St., Miami, FL, 33133 - 4054, USA	08/11/2022
	Yes	Thomas Jackmin	101 Walnut St, Watertown, MA, 02472 - 4054, USA	03/02/2021
	Yes	Keith Parker	8585 Sentinel Chase Dr., Roswell, GA, 30076 - 4054, USA	08/11/2022
Chief Information Officer	No	Gregory Bosworth	101 WALNUT ST., Watertown, MA 02472, USA	03/02/2021

Title	Director	Name	Address	Last Updated
Special Practice Officer	No	Matthew Mills	865 Spring Street, Suite 6, Westbrook, ME, 04092 - 4054, USA	08/11/2022
Chief Compliance Officer	No	Maureen Hogan	101 Walnut St, Watertown, MA, 02472 - 4054, USA	03/02/2021
	Yes	M. Gayle Packer	8637 Greentree Drive, Lenexa, KS, 66227 - 4054, USA	08/11/2022
	Yes	Meredith Avery	101 Walnut St, Watertown, MA, 02472 - 4054, USA	03/29/2022
Chief People Officer	No	Keri Kocur	101 Walnut St, Watertown, MA, 02472 - 4054, USA	08/11/2022
	Yes	Glen Kirkpatrick	100 State Street, Suite 600, Montpelier, VT, 05602, USA	08/11/2022
Special Practice Officer	No	Amber Satterly	1805 Atlantic Ave., Manasquan, NJ, 08736, USA	08/11/2022
Special Practice Officer	No	Ivy Clinton	501 East Kennedy Boulevard, Suite 1010, Tampa, FL, 33602, USA	02/27/2023

Current Shares

Total Shares: 2000000

[Filing History](#)

[RA History](#)

[Name History](#)

[Previous Registrations](#)

[Garnishment Designees](#)

[Image Request](#)

[Back](#)

[Return to Search](#)

[Return to Results](#)

[Back to Login](#)



COMMONWEALTH of VIRGINIA

Department of Professional and Occupational Regulation

9960 Mayland Drive, Suite 400, Richmond, VA 23233

Telephone: (804) 367-8500

EXPIRES ON

02-29-2024

NUMBER

0411001544

BOARD FOR ARCHITECTS, PROFESSIONAL ENGINEERS, LAND SURVEYORS, CERTIFIED INTERIOR DESIGNERS  
AND LANDSCAPE ARCHITECTS  
BUSINESS ENTITY BRANCH OFFICE REGISTRATION

PROFESSIONS-ENG

QUINN CONSULTING SERVICES INCORPORATED  
3130 HALIFAX RD STE A  
SOUTH BOSTON, VA 24592



Status can be verified at <http://www.dpor.virginia.gov>

(SEE REVERSE SIDE FOR PRIVILEGES AND INSTRUCTIONS)



*Richard M. ...*  
Director

DPOR-LIC (02/2017)

## Entity Information

### Entity Information

Entity Name: QUINN CONSULTING SERVICES INCORPORATED

Entity ID: 04925517

Entity Type: Stock Corporation

Entity Status: **Active**

Series LLC: N/A

Reason for Status: Active and In Good Standing

Formation Date: 10/24/1997

Status Date: 12/01/2008

VA Qualification Date: 10/24/1997

Period of Duration: Perpetual

Industry Code: 0 - General

Annual Report Due Date: N/A

Jurisdiction: VA

Charter Fee: \$50.00

Registration Fee Due Date: Not Required

### Registered Agent Information

RA Type: Individual

Locality: ARLINGTON COUNTY

RA Qualification: Member of the Virginia State Bar

Name: JOHN H QUINN JR

Registered Office Address: 2208 S KNOLL ST, ARLINGTON, VA, 22202 - 2134,  
USA

### Principal Office Address

CHANTILLY, VA, 20151 - 0000, USA

### Principal Information

Title	Director	Name	Address	Last Updated
COB/P/T	Yes	ELIZABETH QUINN VICINSKI	14160 NEWBROOK DRIVE, SUITE 220, CHANTILLY, VA, 20151 - 0000, USA	09/15/2017
Secretary	No	FRANCISCA I OTERO	888 17TH STREET NW, SUITE 640, WASHINGTON, DC, 20006 - 0000, USA	09/15/2017

### Current Shares

Total Shares: 5000

[Filing History](#)

[RA History](#)

[Name History](#)

[Previous Registrations](#)

[Garnishment Designees](#)

[Image Request](#)

[Back](#)

[Return to Search](#)

[Return to Results](#)

[Back to Login](#)

## Entity Information

### Entity Information

Entity Name: Dovetail Cultural Resource Group I, Inc.

Entity ID: 06685531

Entity Type: Stock Corporation

Entity Status: **Active**

Series LLC: N/A

Reason for Status: Active and In Good Standing

Formation Date: 11/30/2006

Status Date: 01/08/2016

VA Qualification Date: 11/30/2006

Period of Duration: Perpetual

Industry Code: 0 - General

Annual Report Due Date: N/A

Jurisdiction: VA

Charter Fee: \$50.00

Registration Fee Due Date: Not Required

### Registered Agent Information

RA Type: Individual

Locality: FREDERICKSBURG CITY

RA Qualification: Member of the Virginia State Bar

Name: CHARLES W PAYNE JR

Registered Office Address: 725 JACKSON ST STE 200, FREDERICKSBURG, VA,  
22401 - 0000, USA

### Principal Office Address

Address: 11905 Bowman Dr Ste 502, Fredericksburg, VA, 22408  
- 7344, USA

## Principal Information

Title	Director	Name	Address	Last Updated
President, Secretary	Yes	KERRI S BARILE	11905 Bowman Dr Ste 502, FREDERICKSBURG, VA, 22408 - 0000, USA	11/29/2022
Vice President, Treasurer	No	MICHAEL L. CARMODY	11905 BOWMAN DRIVE, STE 502, FREDERICKSBURG, VA, 22408 - 0000, USA	11/29/2022

## Current Shares

Total Shares: 1000

[Filing History](#)[RA History](#)[Name History](#)[Previous Registrations](#)[Garnishment Designees](#)[Image Request](#)[Back](#)[Return to Search](#)[Return to Results](#)[Back to Login](#)

# SECTION 4.2.6 WORK HISTORY FORMS



**ATTACHMENT 4.2.6(a)**

**LEAD CONTRACTOR - WORK HISTORY FORM**

**(LIMIT 1 PAGE PER PROJECT)**

a. Project Name & Location	b. Name of the prime design consulting firm responsible for the overall project design.	c. Contact information of the Client or Owner and their Project Manager who can verify Firm's responsibilities.	d. Contract Completion Date (Original)	e. Contract Completion Date (Actual or Estimated)	f. Contract Value (in thousands)		g. Dollar Value of Work Performed by the Firm identified as the Lead Contractor for this procurement.(in thousands)
					Original Contract Value	Final or Estimated Contract Value	
<b>Name:</b> Rte 29 Approaches and Bridge Over Tye River DB <b>Location:</b> Amherst and Nelson Counties, VA	<b>Name:</b> Dewberry	<b>Name of Client/ Owner:</b> VDOT <b>Phone:</b> 434-856-8255 <b>Project Manager:</b> Todd Bolling <b>Phone:</b> 434-856-8255 <b>Email:</b> todd.bolling@vdot.virginia.gov	<b>09/2012</b>	<b>04/2012</b>	<b>\$6,670</b>	<b>\$6,818</b>	<b>\$6,818</b>

h. Narrative describing the Work Performed by the Firm identified as the Lead Contractor for this procurement. If the Offeror chooses to submit work completed by an affiliated or subsidiary company of the Lead Contractor, identify the full legal name of the affiliate or subsidiary and the role they will have on this Project, so the relevancy of that work can be considered accordingly. The Work History Form shall include only one singular project. Projects with multiple phases, segments, elements, and/or contracts shall not be considered a single project. If a project listed includes multiple phases, segments, elements, and/or contracts, the Offeror's Proposal may be rendered non-responsive. In any case, only the first phase, segment, element, and/or contract listed will be evaluated.

**Relevant Experience (4.2.6)**

- ✓ Bridge construction project with construction value exceeding \$5,000,000 for the bridge work.
- ✓ Bridge Structure construction project spanning a waterway (Tye River).
- ✓ Substructure and superstructure construction; right of way acquisition; drainage; signing and pavement marking; erosion and sediment control; utility relocations within the Project limits.

**PROJECT OVERVIEW:** The Rte 29 Bridge over Tye River is located near Charlottesville in Amherst and Nelson Counties, Virginia. The purpose of this project was to replace the existing structurally deficient bridge with a new two-lane bridge and reconstruct the approaches on both ends of the structure. The project consisted of complete demolition and removal of the existing NB lane bridge and replacement with a 650-ft long, five-span, two-lane bridge that is approximately 55-ft high over the Tye River. The elevation of the roadway profile was increased to match the existing SB lanes bridge.

The total project length was approximately 0.4 mi beginning 650-ft from the south end of the existing bridge and ending 900 ft from the north end of the existing bridge. The scope of work included driving of H-Piles (HP 12x63); rock excavation; construction of two foundations and piers in the river; erection of 77-in concrete Bulb-T's weighing approximately 65 TN each; placement of approximately 2,100 CY of concrete; and placement of approx. 344,000 lbs of reinforcing steel.

A temporary detour was constructed and maintained to switch all traffic to the SB bridge; construction and maintenance of a causeway also provided access across the river. The temporary detour shifting traffic to the SB bridge was removed nine months ahead of schedule. Through daily MOT maintenance and an effective TMP plan, there were no traffic incidents throughout the duration of construction.

Construction of two piers in the river required coffer dams and stable access. After encountering issues with high water events damaging the causeway, Myers and VDOT partnered to install a temporary access bridge. This access bridge assisted in minimizing impacts of construction to the river during Time of Year Restrictions and exceeded permit requirements.

**DISTINCTIONS:**

- Delivered project approximately \$1M under VDOT's budget.
- Secured project completion seven months ahead of schedule.
- Removed temporary detours shifting traffic to the SB bridge nine months ahead of schedule.
- No traffic incidents throughout the duration of construction.

"[Myers] was committed to providing a quality product for the owner and worked very hard during the course of this project to provide it through their QC process."  
 – Thomas B. Hall, VDOT Design-Build Project Manager  
 Designee, NXL Construction Services

**DELIVERING BEST PRICE AND PROJECT CERTAINTY:**

Our team opened the bridge to traffic 9 months ahead of schedule, and secured final project completion 7 months ahead of schedule, all while delivering the project approximately \$1,000,000 under VDOT's budget.

The MOT called for construction of a temporary detour to switch and maintain all traffic onto the southbound bridge. Myers designated additional resources to expedite bridge deck placement in advance of cold weather. This enabled early completion despite several storm events that required causeway repairs as well as foundation design modifications that were required due to differing rock elevations.

When rock was not encountered at the anticipated depths for one of the pier footings, Myers quickly implemented design modifications to extend the pier stems down approximately 12 ft to accommodate the difference in rock elevation.

The Myers construction team expedited bridge work to ensure deck placement ahead of winter weather, ultimately pouring the bridge deck in October 2011. The team implemented an aggressive plan to pour the decks for four of the five bridge spans in a single day with a bridge crew of 15 people.


The causeway washed out due to numerous high water events, impeding construction access and impacting the river. Despite being compliant with the environmental permitting, Myers and VDOT partnered to install a temporary access bridge to minimize impacts of construction to the river during Time of Year Restrictions.

Myers requested and was granted VDOT approval for short-term closures of Rte 29 to reduce risk and more efficiently erect girders for the bridge spans over the river. Closure durations were limited to less than 30 minutes per beam, as agreed with VDOT.

To expedite project delivery, Myers' proactive schedule management approach ensured that time-of-year restrictions associated with work in the river did not impact the overall project schedule. The temporary access bridge installed to prevent causeway washouts contributed to the expedited delivery.



*Setting bridge beams at night.*



*Pouring concrete for the bridge deck.*

**ATTACHMENT 4.2.6(a)**

**LEAD CONTRACTOR - WORK HISTORY FORM**

**(LIMIT 1 PAGE PER PROJECT)**

a. Project Name & Location	b. Name of the prime design consulting firm responsible for the overall project design.	c. Contact information of the Client or Owner and their Project Manager who can verify Firm's responsibilities.	d. Contract Completion Date (Original)	e. Contract Completion Date (Actual or Estimated)	f. Contract Value (in thousands)		g. Dollar Value of Work Performed by the Firm identified as the Lead Contractor for this procurement.(in thousands)
					Original Contract Value	Final or Estimated Contract Value	
<b>Name:</b> Walney Rd Bridge Replacement Design-Build  <b>Location:</b> Fairfax County, VA	<b>Name:</b> Whitman, Requardt & Associates	<b>Name of Client/ Owner:</b> Virginia Department of Transportation <b>Phone:</b> 800.376.7623 <b>Project Manager:</b> Ari Rafman <b>Phone:</b> 703.259.1940 <b>Email:</b> md.rahman@vdot.virginia.gov	12/2015	12/2015	\$11,222	<b>\$12,148</b> Owner directed increases in scope incl. new SUP, increase of SUP on bridge to 12-ft width, and sanitary sewer installation	<b>\$12,148</b>

h. Narrative describing the Work Performed by the Firm identified as the Lead Contractor for this procurement. If the Offeror chooses to submit work completed by an affiliated or subsidiary company of the Lead Contractor, identify the full legal name of the affiliate or subsidiary and the role they will have on this Project, so the relevancy of that work can be considered accordingly. The Work History Form shall include only one singular project. Projects with multiple phases, segments, elements, and/or contracts shall not be considered a single project. If a project listed includes multiple phases, segments, elements, and/or contracts, the Offeror's Proposal may be rendered non-responsive. In any case, only the first phase, segment, element, and/or contract listed will be evaluated.

**Relevant Experience (4.2.6)**

- ✓ Bridge construction project with construction value exceeding \$5,000,000 for the bridge work.
- ✓ Bridge Structure construction project spanning a waterway (Flatlick Branch)
- ✓ Multi-use path; bridge substructure and superstructure construction; right of way acquisition; drainage; signing and pavement marking; erosion and sediment control; utility relocations within the Project limits.

**DELIVERING BEST PRICE AND PROJECT CERTAINTY:**

Myers completed the project on time and within budget, and performed the final bridge safety inspection and opened the Walney Rd Bridge to traffic ahead of the required date.

Instead of completing the utilities prior to the start of construction activities, Myers sequenced the road and bridge construction to coincide with the utility relocations. This allowed the project to be completed on time with no delays to the bridge opening.

Utility relocations lagged as local utilities experienced long lead times for special cable, splicing crew availability, and weather. We overcame these challenges by partnering with the utilities to phase their work, supporting them with clearing and grubbing, E/SC, and MOT support to ensure their crews focused on relocating the utility lines. One utility could not be relocated as the service provided communications to a priority governmental agency. In this case, Myers redesigned the bridge foundations to avoid the potential conflict.

Myers worked with the geotechnical engineer to significantly reduce undercut areas through the use of geotextile fabrics and identification of suitable fill sources. This proactive approach to dealing with unsuitable soils allowed the earthwork operations to proceed ahead of schedule and eliminated the risk of delays associated with poor soils conditions.

The Myers Team implemented a public outreach campaign, with numerous message boards, media coordination, web updates, and direct communications with key stakeholders such as property owners and local elected officials. This proactive campaign kept stakeholders informed throughout construction of the project and resulted in minimal comments from the traveling public.

During the temporary Walney Rd closure, the Myers team expedited the MOT/TMP design, provided constructability reviews, and secured VDOT's critical review and approval of each MOT phase. During the closure, no construction or traveling public safety issues were reported.



*Placing of box beams for bridge replacement*



*Road widening and bicycle lane*

“Myers’ focus on worker, stakeholder, and motorist public safety resulted in a zero-incident Project, an enviable achievement for any construction project in VDOT’s Northern Virginia District. ... Since Project completion, traffic congestion and traffic flow to and along the Rte 28 corridor (one of the more congested corridors within VDOT’s Northern Virginia District) has improved. The success of this Project lies squarely with the dedication, professionalism, and commitment of the entire Allan Myers Team.”

– Ari Rafman, VDOT

**PROJECT OVERVIEW:** This project consisted of the design and construction of the replacement of an existing two-lane bridge on Walney Rd over Flatlick Branch with a four-lane bridge. The scope included widening 1.4 miles of Walney Rd to a four-lane section with a variable median; addition of an on-road, 5-ft wide bicycle lane on both sides of Walney Rd; a 12-ft wide shared use path, and a 6-ft wide sidewalk. The new bridge is a single span prestressed box beam bridge (85-ft long by 76-ft wide) with architectural treated walls and predrilled pile bearing abutments. The project utilized a four-month complete closure and detour for bridge demolition and replacement through a highly commercial area with significant daily commuter traffic of 21,000 vehicles per day.

The design fully replaced the two-lane Walney Rd Bridge, built in 1980 and functionally obsolete, with a new four-lane bridge. The most efficient way to demolish the existing facility and construct the new, wider structure was to install a complete closure and detour. Due to the temporary closure requirements in the contract, Myers relocated utility concurrently with roadway and bridge construction. Bridge construction could not begin until the six utilities that crossed Flatlick Branch at the existing bridge were relocated. This effort required constant coordination with public and private utility providers and VDOT to maintain the schedule critical relocation effort by achieving right-of-way clearance, phased utility relocation, systematic bridge demolition, and roadway work including clearing and grubbing, E&S, drainage, and roadway work.

The Project included an existing shared use path (SUP), which required relocation and improvements as part of the proposed construction. Throughout construction, the SUP remained operational to ensure pedestrian and bicycle connectivity. This was accomplished through the use of protective fencing and temporary relocation of the SUP outside the construction zone.

**DISTINCTIONS:**

- Maintained an all-green VDOT dashboard throughout the project. The project finished on time and within budget.
- Successfully implemented a roadway closure and detour with only one traffic incident and fewer than ten comments from the traveling public.
- Performed final bridge safety inspection and opened Walney Rd bridge to traffic prior to the contract required date (09/01/2015).
- Project was completed with zero recordable safety incidents.



**ATTACHMENT 4.2.6(a)**

**LEAD CONTRACTOR - WORK HISTORY FORM**

**(LIMIT 1 PAGE PER PROJECT)**

a. Project Name & Location	b. Name of the prime design consulting firm responsible for the overall project design.	c. Contact information of the Client or Owner and their Project Manager who can verify Firm's responsibilities.	d. Contract Completion Date (Original)	e. Contract Completion Date (Actual or Estimated)	f. Contract Value (in thousands)		g. Dollar Value of Work Performed by the Firm identified as the Lead Contractor for this procurement.(in thousands)
					Original Contract Value	Final or Estimated Contract Value	
<b>Name:</b> Rappahannock Canal Bridge at Fall Hill  <b>Location:</b> Fredericksburg, VA	<b>Name:</b> Kimley Horn	<b>Name of Client/ Owner:</b> City of Fredericksburg <b>Phone:</b> 540.372.1010 <b>Project Manager:</b> Doug Fawcett <b>Phone:</b> 504.372.1023 <b>Email:</b> dfawcett@fredericksburgva.gov	<b>01/2015</b>	<b>11/2014</b>	<b>\$2,758</b>	<b>\$3,325</b> Unit price quantities, acceleration incentives, field changes	<b>\$3,325</b>

h. Narrative describing the Work Performed by the Firm identified as the Lead Contractor for this procurement. If the Offeror chooses to submit work completed by an affiliated or subsidiary company of the Lead Contractor, identify the full legal name of the affiliate or subsidiary and the role they will have on this Project, so the relevancy of that work can be considered accordingly. The Work History Form shall include only one singular project. Projects with multiple phases, segments, elements, and/or contracts shall not be considered a single project. If a project listed includes multiple phases, segments, elements, and/or contracts, the Offeror's Proposal may be rendered non-responsive. In any case, only the first phase, segment, element, and/or contract listed will be evaluated.

**Relevant Experience (4.2.6)**

- ✓ Bridge construction project over water (Rappahannock Canal)
- ✓ Multi-use path; bridge substructure and superstructure construction; right of way acquisition; drainage; signing and pavement marking; erosion and sediment control; utility relocations within the Project limits.

**DELIVERING BEST PRICE AND PROJECT CERTAINTY:** To expedite construction and provide a cost-effective project solution, the City's original project approach allowed for a one-year roadway detour from Thanksgiving 2013 to Thanksgiving 2014. To accommodate the 2013 holiday shopping season, implementation of the detour was delayed until January 2014. Despite this delayed start, foundation design changes, and significant weather impacts, the new bridge opened to traffic in October 2014—ahead of the original project schedule and two months earlier than the contractual completion date of January 2015. This schedule achievement was a direct result of streamlined coordination between the City of Fredericksburg and Myers' construction team.

**PROJECT OVERVIEW:** The existing Fall Hill Ave bridge dated back to the 1950s and was the only bridge within the city of Fredericksburg with a weight limit. The structure was demolished and replaced with a new 24-ft-wide, two lane bridge at an elevation 10 ft higher than the grade of the original structure. The new structure consists of five 110-ft long VDOT Standard Prestressed Concrete Bulb Tee Beams, fully integral abutments, capped Steel H-Piles (driven and drilled), cast-in-place concrete deck, aesthetics to match eastern stone abutment, and period lighting and landscaping to match adjacent River Heritage Trail. Alignment of the existing roadway was modified on the west end of the project to reduce the curvature of the roadway. The project also constructed two new pedestrian bridges – one connecting users traveling the Heritage Trail and canal path and the other crossing the canal farther downstream. Grade separation of the trail was an important component of this project due to the 13,000 VPD traveling on Fall Hill Rd, the 4,000 children annually crossing the road for field trips, and the significant number of cyclists and joggers.

Project constraints included overhead Dominion Power Transmission lines, historic properties, conservation easement properties, local power feed aerial and underground utilities, an existing utility bridge carrying a gas main and City sewer, and a Corp of Engineers aeration station. A new utility truss bridge was constructed to carry utilities across the canal. Overhead transmission lines provided constructability challenges, preventing placement of a crane on one side of the structure. Bridge erection and demolition work plans accommodated this constraint into the operation, utilizing a 900-ton crane to eliminate any potential safety concerns associated with the overhead power lines.

The City managed coordination with VDOT and other community stakeholders throughout the project. Myers construction staff attended monthly coordination meetings with the City, VDOT, neighborhood residents, and various City of Fredericksburg departments to proactively address community concerns. Construction progress and reopening of the trail system were topics of discussion at public meetings, with active bike trail users in regular attendance. Coordination of the water line and Verizon utility relocations followed completion of the new utility bridge.

To maintain the historic context and feel of the River Heritage Trail and match the aesthetics of the existing bridge structure, the project used a hand-stained ashlar form liner pattern for the eastern abutment. In addition, foundation design changes from piles to caissons required modifications to the bridge beams design. To plan for tidal water during construction, Myers used a sheet pile SOE system during foundation construction with a continuous pump for dewatering the excavation area which effectively prevented flooding during construction.

**DISTINCTIONS:**

- Myers achieved the maximum project incentive for early completion.



*Completed roadway and pedestrian bridges*

**ATTACHMENT 4.2.6(b)**

**LEAD DESIGNER - WORK HISTORY FORM**

**(LIMIT 1 PAGE PER PROJECT)**

a. Project Name & Location	b. Name of the prime/ general contractor responsible for overall construction of the project.	c. Contact information of the Client and their Project Manager who can verify Firm's responsibilities.	d. Construction Contract Start Date	e. Construction Contract Completion Date (Actual or Estimated)	f. Contract Value (in thousands)		g. Design Fee for the Work Performed by the Firm identified as the Lead Designer for this procurement.(in thousands)
					Construction Contract Value (Original)	Construction Contract Value (Actual or Estimated)	
<b>Name:</b> Cross Street Bridge over Otter Creek DB  <b>Location:</b> Middlebury, VT	<b>Prime:</b> VHB <b>General Contractor:</b> Kubricky Construction Corp.	<b>Name of Client:</b> Town of Middlebury, VT <b>Phone:</b> 802-388-8100 <b>Project Manager:</b> David Hallam, PE <b>Phone:</b> 802-922-4330 <b>Email:</b> dhallam10@gmail.com	<b>04/2009</b>	<b>10/2010</b>	<b>\$8,000</b>	<b>\$8,000</b>	<b>\$1,100</b>

h. Narrative describing the Work Performed by the Firm identified as the Lead Designer for this procurement. Include the office location(s) where the design work was performed and whether the firm was the prime designer or a subconsultant. The Work History Form shall include only one singular project. Projects with multiple phases, segments, elements, and/or contracts shall not be considered a single project. If a project listed includes multiple phases, segments, elements, and/or contracts, the Offeror's Proposal may be rendered non-responsive. In any case, only the first phase, segment, element, and/or contract listed will be evaluated.

- Relevant Experience (4.2.6)**
- ✓ Bridge construction project with construction value exceeding \$5,000,000 for the bridge work.
  - ✓ Bridge Structure construction project spanning a waterway (Otter Creek)
  - ✓ Multi-use path; bridge substructure and superstructure construction; right of way acquisition; drainage; signing and pavement marking; erosion and sediment control.

**PROJECT OVERVIEW:** After many decades of discussion and review of alternatives, the Town of Middlebury, Vermont, constructed a second bridge over Otter Creek to alleviate traffic congestion and provide additional pedestrian and bicycle facilities. VHB was part of the design-build team that provided engineering, environmental, and construction services for the new roadway, roundabout, and bridge, along with associated streetscaping and intersection improvements. The VHB-designed bridge, which provides a link between Main St and Court St over the Otter Creek via Cross St, includes two 120-ft-long approach spans constructed of precast box beams and a main span of 240-ft, constructed of precast post tensioned New England Bulb Tees. The main span is the longest simple span, precast, post tensioned, spliced concrete girder in the United States. Designed to be low-maintenance, the concrete bridge features an 8-inch concrete deck with 3-in of pavement and 6-ft-wide sidewalks with architectural features and lighting.

To maximize the cost-effectiveness of the design-build process, the bridge was constructed using local materials, supplied by local companies. Opened to traffic in 2010, the bridge provides 11-ft-wide travel lanes bordered by 4-ft-wide shoulders. Pedestrian accommodation and aesthetics were critical concerns that were addressed with wide sidewalks on both sides of the bridge, viewing platforms on the architectural piers, and decorative lighting and bridge railing.

In addition to designing the bridge, VHB provided land survey, stormwater permitting, stream alteration permitting, roadway design, signal design, roundabout design, public meeting coordination, right-of-way negotiations, railroad coordination, and complete on-site construction observation.

- DISTINCTIONS:**
- The bridge was the first major Design-Build transportation project in the State of Vermont.
  - Grand Award for Transportation in the 2011 American Council of Engineering Companies of Vermont (ACEC/VT) Engineering Excellence Awards Competition.
  - Awards in the categories TC - Main Span More Than 150 Feet and Harry H. Edwards Industry Advancement from the Precast/Prestressed Concrete Institute (PCI).


**Office Location:** Virginia Beach, VA; South Burlington, VT; Bedford, NH; and Watertown, MA | **Role:** Prime designer



**ATTACHMENT 4.2.6(b)**

**LEAD DESIGNER - WORK HISTORY FORM**

**(LIMIT 1 PAGE PER PROJECT)**

a. Project Name & Location	b. Name of the prime/ general contractor responsible for overall construction of the project.	c. Contact information of the Client and their Project Manager who can verify Firm's responsibilities.	d. Construction Contract Start Date	e. Construction Contract Completion Date (Actual or Estimated)	f. Contract Value (in thousands)		g. Design Fee for the Work Performed by the Firm identified as the Lead Designer for this procurement.(in thousands)
					Construction Contract Value (Original)	Construction Contract Value (Actual or Estimated)	
<b>Name:</b> Westerly Extension of the Cape Cod Rail Trail, Phase 2  <b>Location:</b> Dennis and Yarmouth, MA	<b>Name:</b> VHB (prime) <b>General Contractor:</b> MAS Building & Bridge, Inc.	<b>Name of Client:</b> Town of Dennis, MA <b>Phone:</b> 508-760-6166 <b>Project Manager:</b> Thomas Andrade, PE, Town Engineer <b>Phone:</b> 508-760-6166 <b>Email:</b> tandrade@town.dennis.ma.us	<b>05/2017</b>	<b>06/2018</b>	<b>\$3,700</b>	<b>\$3,700</b>	<b>\$832</b>
h. Narrative describing the Work Performed by the Firm identified as the Lead Designer for this procurement. Include the office location(s) where the design work was performed and whether the firm was the prime designer or a subconsultant. The Work History Form shall include only one singular project. Projects with multiple phases, segments, elements, and/or contracts shall not be considered a single project. If a project listed includes multiple phases, segments, elements, and/or contracts, the Offeror's Proposal may be rendered non-responsive. In any case, only the first phase, segment, element, and/or contract listed will be evaluated.							
<b>Relevant Experience (4.2.6)</b> <ul style="list-style-type: none"> <li>✓ Bridge Structure construction project spanning a waterway (Bass River)</li> <li>✓ Multi-use path; bridge substructure and superstructure construction; right of way acquisition; drainage; signing and pavement marking; erosion and sediment control.</li> </ul>							
<b>PROJECT OVERVIEW:</b> The Massachusetts Department of Transportation (MassDOT), the Massachusetts Department of Conservation and Recreation (DCR), and the Towns of Barnstable, Yarmouth, and Dennis planned an 8-mi-long extension to the Cape Cod Rail Trail (CCRT) from the trailhead located at the intersection of Rte 134 in the Town of Dennis through Dennis, Yarmouth, and into Barnstable. The CCRT follows the route of the Old Colony Railroad and is paved throughout its length, providing a smooth ride for cyclists and pedestrians.							
Phase 2 of this project focused on the design and construction of the trail near and over the Bass River, including a new pedestrian bridge. This phase of the project provides a critical connection in the overall path network that is being completed by the towns on the Cape. The CCRT extension crosses the Bass River estuary at the Yarmouth/Dennis Town Line. This location is the most restrictive hydraulic opening on the tidal river, featuring restricted tidal exchange and boat navigation hazards. VHB led the hydraulic analysis to evaluate four alternative pedestrian bridge designs, developing an unsteady-state model using HEC-RAS software to simulate tidal flushing and identify hydraulically viable abutment alternatives. VHB used the model to evaluate alternative larger bridge openings, assessing benefits to tidal exchange and navigation and potential impacts to flood levels during extreme events. The preferred alternative increases tidal flushing of the river system and improves navigation by deepening the channel.							
The design of the bridge lengthened the existing 60-ft-wide bridge to 160-ft to match the existing opening under the Rte 6 vehicular bridge. The bridge is a prefabricated truss superstructure supported on pile foundations extending beyond the depth required for potential scour. The west abutment is designed to be used as a center pier in the event that the channel be widened further in the future. VHB provided a complete PS&E design submission including trail and bridge plans, specifications, and an itemized quantity estimate. The design also included a suggested construction sequencing plan to assemble the superstructure at the west approach, and install using a crane assisted launch, pushing the bridge from the west abutment to a pick point mid-channel to guide the bridge to the east abutment. The contractor implemented the suggested plan, and successfully launched the superstructure into place.							
In addition to the design of the CCRT trail, VHB also designed an at-grade trail crossing at North Main St in Yarmouth, which incorporates a rapid flashing warning beacon to provide safe crossing to trail users. The overall Phase 2 project opened to the public in summer 2018.							
<b>Office Location:</b> Watertown, MA   <b>Role:</b> Prime designer							

**ATTACHMENT 4.2.6(c)**

**SUBCONSULTANT - WORK HISTORY FORM**

**(LIMIT 1 PAGE PER PROJECT)**

a. Project Name & Location	b. Name of the prime/ general contractor responsible for overall construction of the project.	c. Contact information of the Client and their Project Manager who can verify Firm's responsibilities.	d. Construction Contract Start Date	e. Construction Contract Completion Date (Actual or Estimated)	f. Contract Value (in thousands)		g. Design Fee for the Work Performed by the Firm identified as the Lead Designer for this procurement.(in thousands)
					Construction Contract Value (Original)	Construction Contract Value (Actual or Estimated)	
<b>Name:</b> Robertson-Towson Property  <b>Location:</b> Stafford County, Virginia	<b>Prime:</b> Bowman Consulting Group Ltd. <b>General Contractor:</b> Augustine Land and Development	<b>Name of Client:</b> Bob Kaufman <b>Phone:</b> 540-659-3808 <b>Project Manager:</b> Jessica Fleming <b>Phone:</b> 703-464-1000 <b>Email:</b> jfleming@bowman.com	<b>02/2006</b>	<b>12/2008</b>	<b>\$50M+ (estimated)</b>	<b>\$50M+ (estimated)</b>	<b>\$19.8</b>

h. Narrative describing the Work Performed by the Firm identified as the Subconsultant for this procurement (specifically for the coordination with VDHR as part of a USACE permit). Include the office location(s) where the design work was performed and whether the firm was the prime or a subconsultant. The Work History Form shall include only one singular project. Projects with multiple phases, segments, elements, and/or contracts shall not be considered a single project. If a project listed includes multiple phases, segments, elements, and/or contracts, the Offeror's Proposal may be rendered non-responsive. In any case, only the first phase, segment, element, and/or contract listed will be evaluated.

**Relevant Experience (4.2.6)**

- ✓ Coordination with Virginia Department of Historic Resources (VDHR) for Section 106 National Historic Preservation Act impacts as part of federal U.S. Army Corps of Engineers (USACE) permit action.
- ✓ Mitigation efforts to minimize adverse effects to cultural resources.

**PROJECT OVERVIEW:** Dovetail completed cultural resource studies as part of the Embrey Mill development at the Robertson-Towson House. Recognizing the presence of the ruins of a circa-1840 house within the development boundaries, the planning team hired Dovetail to study the property prior to the installation of a series of walking trails and interpretive signs. The work included Phase I archaeological survey, Phase II archaeological testing, archival research, oral histories with local historians, artifact analysis, and production of a report.

Dovetail also worked with project designers to slightly alter the paths of several trails to avoid significant historic features including an old road bed and the foundation of a historic kitchen. The team also crafted a preservation plan to stabilize the ruins during construction. The artifacts found during the work were showcased in an exhibit in the new clubhouse. Because a portion of the development had also been built at the time of the work, the project also included working with homeowners on project schedule and holding several on-site meetings to share the information recorded during the work.

The project required extensive coordination with the Virginia Department of Historic Resources (DHR) to comply with Section 106 National Historic Preservation Act as part of federal U.S. Army Corps of Engineers (USACE) permit action. Numerous on-site meetings were held with the DHR and USACE to discuss the project results and avoidance of significant features. Dovetail orchestrated all resource eligibility and project effect dialogues to aid USACE in their coordination of the project as lead federal agency.

This project highlights Dovetail's experience working with multiple federal and state agencies to achieve project compliance. It also reflects their skills working with local vested parties and property owners to convey data on the project. This project was done on time and within budget.

**Office Location:** Fredericksburg, VA | **Role:** Subconsultant (cultural resources lead)



# SECTION 4.2.7 CONCEPTUAL GENERAL PROJECT PLANS



FOR INDEX OF SHEETS SEE SHEET 1B



THIS PROJECT WAS DEVELOPED UTILIZING THE DEPARTMENT'S ENGINEERING DESIGN PACKAGE (OpenRoads Designer).

# COMMONWEALTH OF VIRGINIA DEPARTMENT OF TRANSPORTATION

## PLAN AND PROFILE OF PROPOSED STATE HIGHWAY

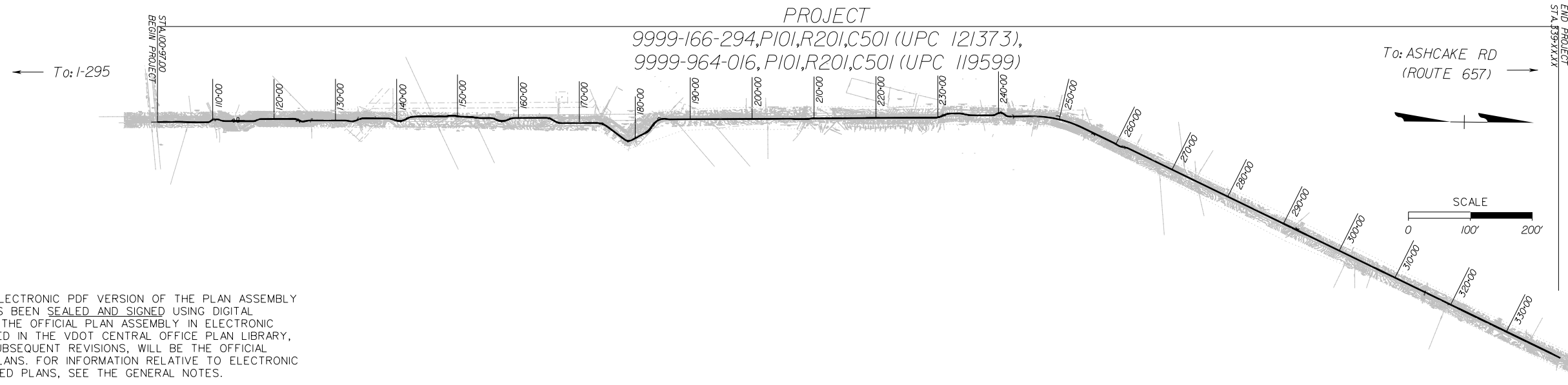
### FALL LINE TRAIL - NORTHERN SECTION & FOREST RD (RTE. 221) INTERSECTION IMPROVEMENT HENRICO COUNTY, VIRGINIA

STATE	FEDERAL AID		STATE		SHEET NO.
	PROJECT	ROUTE	PROJECT	ROUTE	
VA.			9999-166-294, P101,R201,C501 (UPC 121373), 9999-964-016, P101,R201,C501 (UPC 119599)		01

#### CONVENTIONAL SIGNS

STATE LINE	---
COUNTY LINE	---
CITY/TOWN OR VILLAGE	---
RIGHT OF WAY LINE	---
FENCE LINE	---
UNFENCED PROPERTY LINE	---
FENCED PROPERTY LINE	---
WATER LINE	---
SANITARY SEWER LINE	---
GAS LINE	---
ELECTRIC UNDERGROUND CABLE	---
TRAVELED WAY	---
GUARD RAIL	---
RETAINING WALL	---
RAILROADS	---
BASE OR SURVEY LINE	---
LEVEE OR EMBANKMENT	---
BRIDGES	---
CULVERTS	---
DROP INLET	---
POWER POLES	---
TELEPHONE OR TELEGRAPH POLES	---
TELEPHONE OR TELEGRAPH LINES	---
HEDGE	---
TREES	---
HEAVY WOODS	---
GROUND ELEVATION	---
GRADE ELEVATION	---

PROJECT MANAGER *Jyson\_Rosser, P.E.* (757) 490-013  
SURVEYED BY, DATE  
DESIGN BY *VHB* (757) 490-013  
SUBSURFACE UTILITY BY, DATE



THE COMPLETE ELECTRONIC PDF VERSION OF THE PLAN ASSEMBLY AS AWARDED, HAS BEEN SEALED AND SIGNED USING DIGITAL SIGNATURES AND THE OFFICIAL PLAN ASSEMBLY IN ELECTRONIC FORMAT IS STORED IN THE VDOT CENTRAL OFFICE PLAN LIBRARY, INCLUDING ALL SUBSEQUENT REVISIONS, WILL BE THE OFFICIAL CONSTRUCTION PLANS. FOR INFORMATION RELATIVE TO ELECTRONIC FILES AND LAYERED PLANS, SEE THE GENERAL NOTES.

DESIGN FEATURES RELATING TO CONSTRUCTION OR TO REGULATION AND CONTROL OF TRAFFIC MAY BE SUBJECT TO CHANGE AS DEEMED NECESSARY BY THE DEPARTMENT.

THIS PROJECT IS TO BE CONSTRUCTED IN ACCORDANCE WITH THE DEPARTMENT'S 2020 ROAD AND BRIDGE SPECIFICATIONS, 2016 ROAD AND BRIDGE STANDARDS, 2009 MUTCD, 2011 VIRGINIA SUPPLEMENT TO THE MUTCD, 2011 VIRGINIA WORK AREA PROTECTION MANUAL AND AS AMENDED BY CONTRACT PROVISIONS AND THE COMPLETE ELECTRONIC PDF VERSION OF THE PLAN ASSEMBLY.

ALL CURVES ARE TO BE SUPERELEVATED, TRANSITIONED AND WIDENED IN ACCORDANCE WITH STANDARD \_\_\_\_\_, EXCEPT WHERE OTHERWISE NOTED.

THE ORIGINAL APPROVED TITLE SHEET(S), INCLUDING ORIGINAL SIGNATURES, ARE FILED IN THE VDOT CENTRAL OFFICE PLAN LIBRARY. ANY MISUSE OF ELECTRONIC FILES, INCLUDING SCANNED SIGNATURES, IS ILLEGAL AND ENFORCED TO THE FULL EXTENT OF THE LAW.



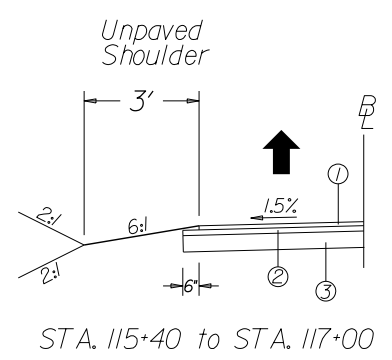
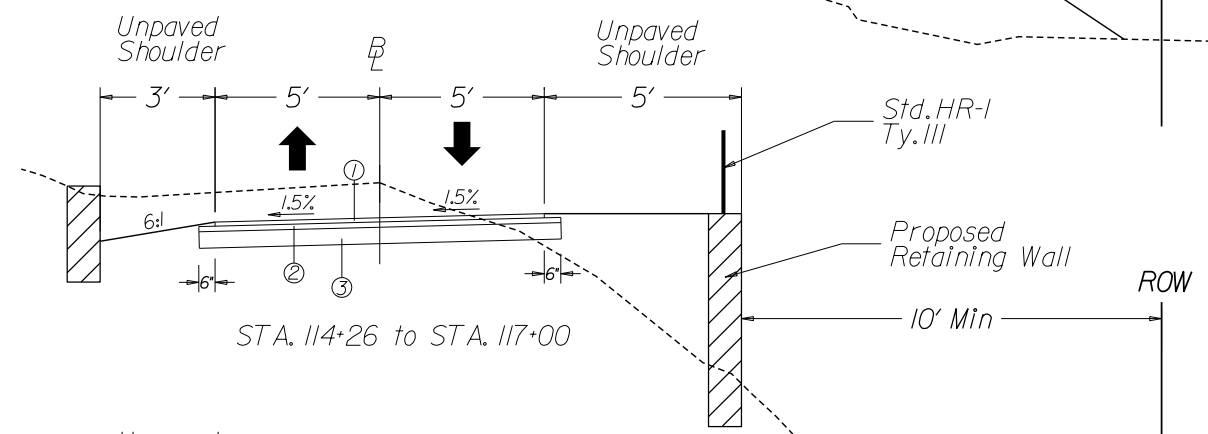
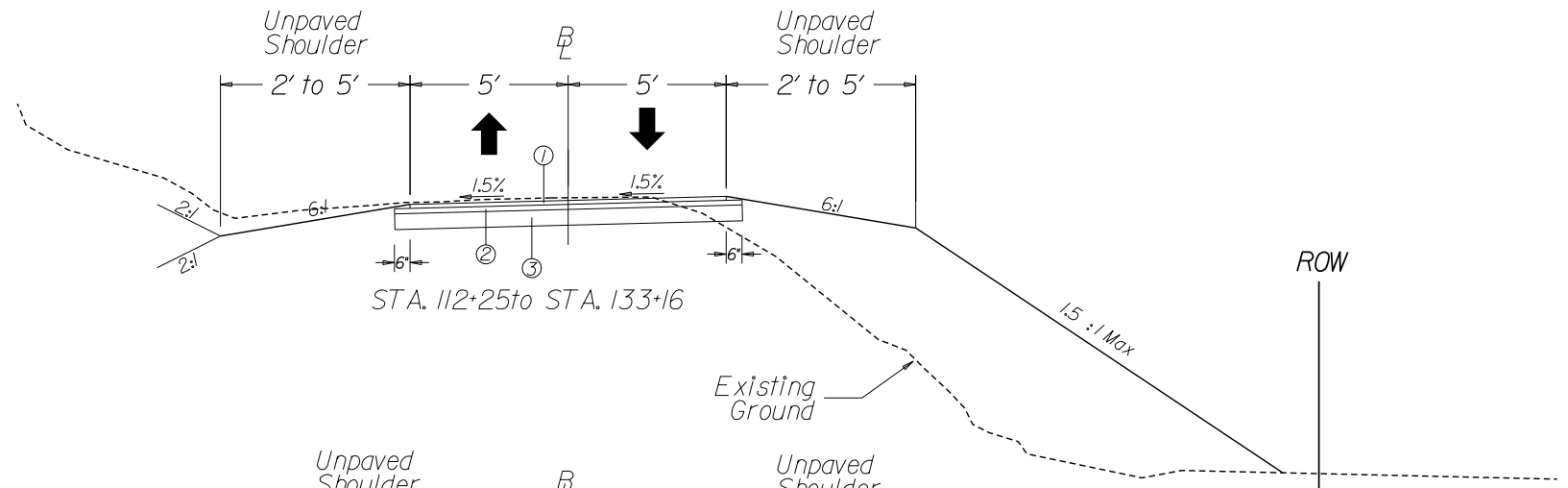
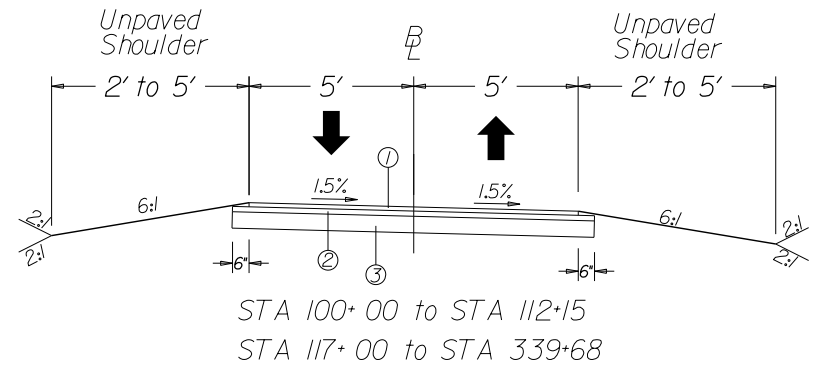
PROJECT MANAGER \_\_\_\_\_  
 SURVEYED BY, DATE \_\_\_\_\_  
 DESIGN BY \_\_\_\_\_  
 SUBSURFACE UTILITY BY, DATE \_\_\_\_\_

**TYPICAL SECTION  
 (NOT TO SCALE)  
 FALL LINE TRAIL NORTH**

REVISED	STATE	PROJECT		SHEET NO.
		ROUTE	PROJECT	
	VA.		9999-166-294, P101,R201,C501 (UPC 121374), 9999-964-016, P101,R201,C501 (UPC 119599)	02
DESIGN FEATURES RELATING TO CONSTRUCTION OR TO REGULATION AND CONTROL OF TRAFFIC MAY BE SUBJECT TO CHANGE AS DEEMED NECESSARY BY THE DEPARTMENT				
		VHB, INC Virginia Beach, Virginia (Roadway Engineer)	VHB, INC Virginia Beach, Virginia (Hydraulic Engineer)	

Pavement Legend:

- ① 1.5" ASPHALT CONC. TYPE SM-9.5A, ESTIMATED @ 165 LBS./S.Y.
- ② 2.0" ASPHALT CONC. TYPE IM-19.0A, ESTIMATED @ 220 LBS./S.Y.
- ③ 6.0" AGGREGATE MATERIAL SIZE NO. 21B

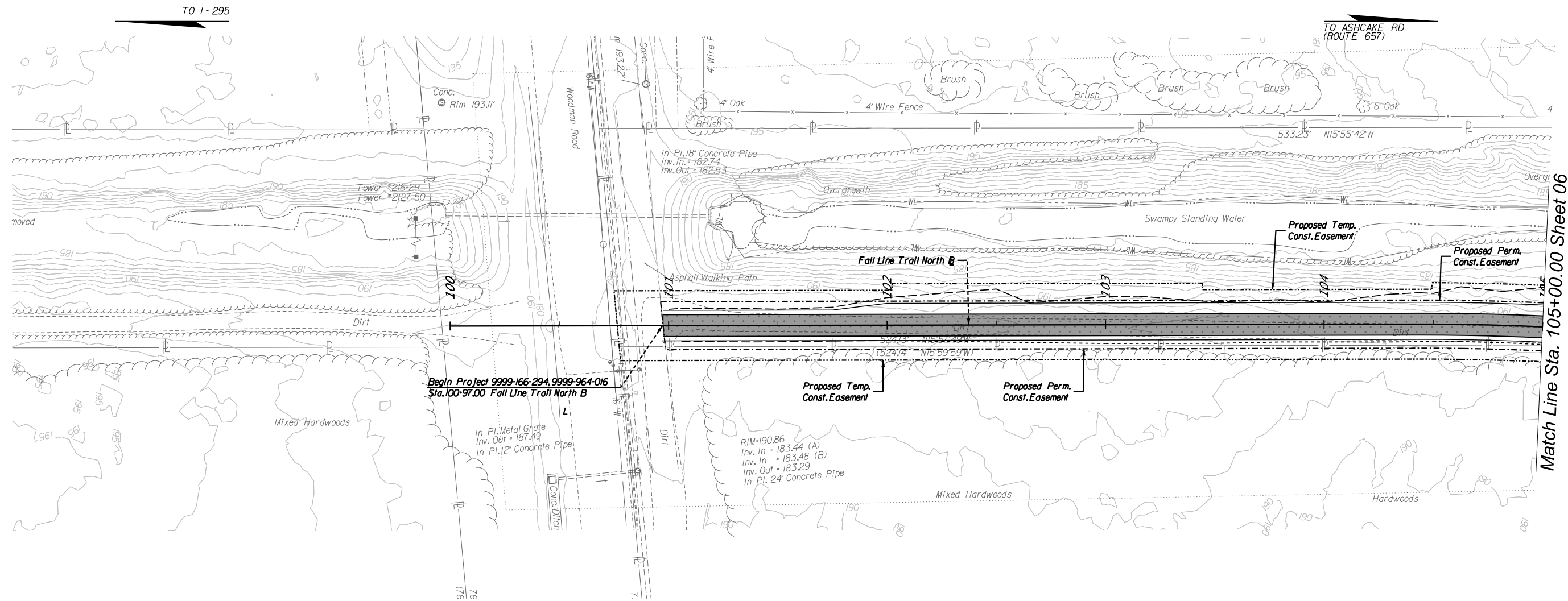


PROJECT MANAGER *Jysan Rosser, PE (757) 490-0132*  
SURVEYED BY, DATE  
DESIGN BY *VHB (757) 490-0132*  
SUBSURFACE UTILITY BY, DATE

REVISED	STATE	ROUTE	STATE	SHEET NO.
			PROJECT	
	VA.		9999-166-294, PI01,R201,C501 (UPC 121374), 9999-964-016, PI01,R201,C501 (UPC 119599)	05
DESIGN FEATURES RELATING TO CONSTRUCTION OR TO REGULATION AND CONTROL OF TRAFFIC MAY BE SUBJECT TO CHANGE AS DEEMED NECESSARY BY THE DEPARTMENT				
	VHB, INC Virginia Beach, Virginia (Roadway Engineer)		VHB, INC Virginia Beach, Virginia (Hydraulic Engineer)	

**LEGEND**

- Denotes Temporary Construction Easement
- Denotes Permanent Construction Easement
- █ Denotes Proposed Full Depth Pavement



Match Line Sta. 105+00.00 Sheet 06

VOLUME II PLANS - THESE PLANS ARE UNFINISHED AND UNAPPROVED  
AND ARE NOT TO BE USED FOR ANY TYPE OF CONSTRUCTION OR THE ACQUISITION OF RIGHT OF WAY

REFERENCES  
(PROFILES, DETAIL & DRAINAGE  
DESCRIPTION SHEETS, ETC.)

Profile 05A



SCALE 0 25' 50'	PROJECT 9999-166-294, 9999-964-016,	SHEET NO. 05
--------------------	---	-----------------



PROJECT MANAGER *Iyson, Rosser, PE (757) 490-0132*  
SURVEYED BY, DATE \_\_\_\_\_  
DESIGN BY *VHB (757) 490-0132*  
SUBSURFACE UTILITY BY, DATE \_\_\_\_\_

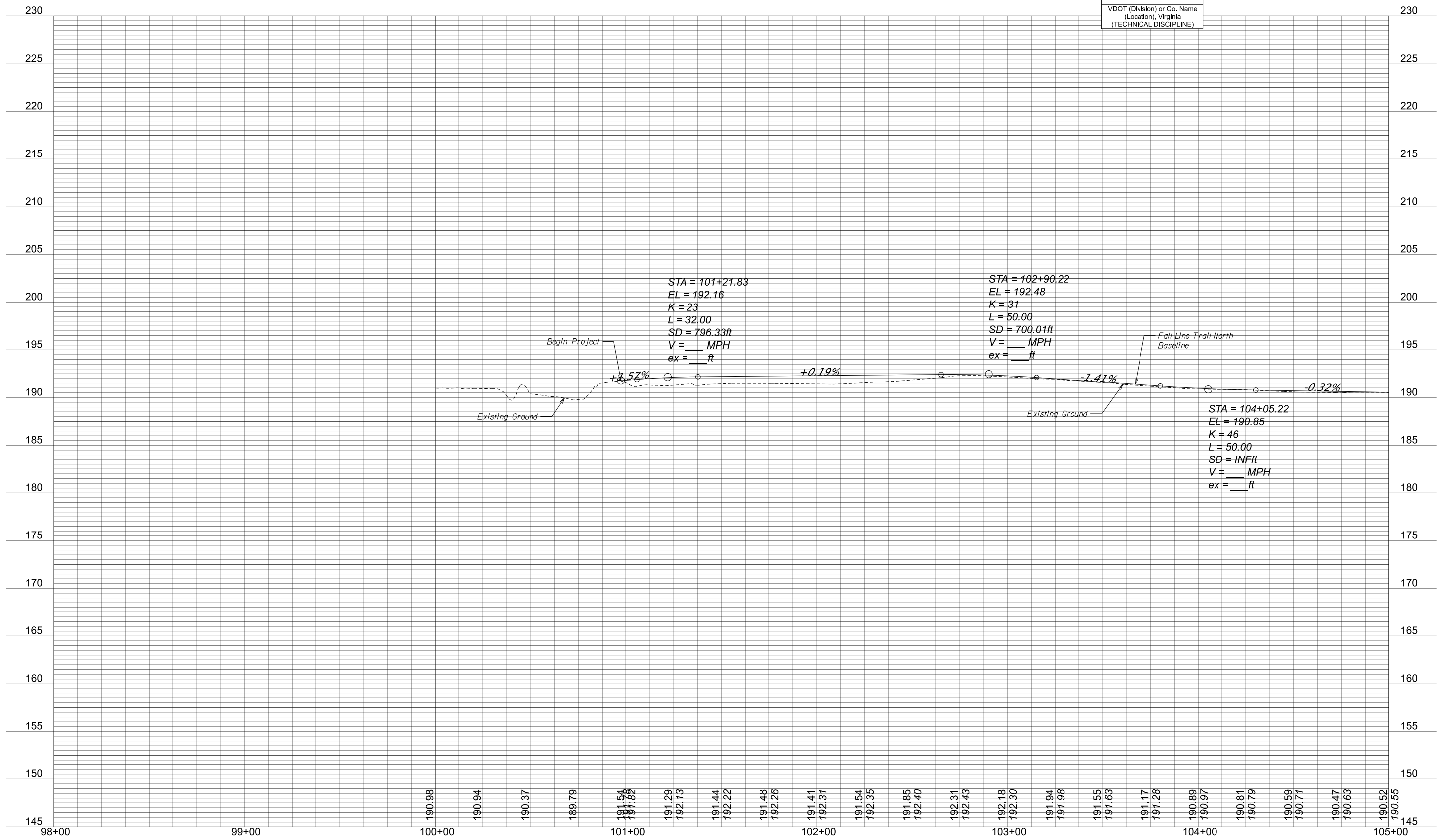


REVISED	STATE	ROUTE	STATE PROJECT	SHEET NO.
	VA.		9999-166-294, P101, R201, C501 (UPC 121374), 9999-964-016, P101, R201, C501 (UPC 119599)	05A

DESIGN FEATURES RELATING TO CONSTRUCTION OR TO REGULATION AND CONTROL OF TRAFFIC MAY BE SUBJECT TO CHANGE AS DEEMED NECESSARY BY THE DEPARTMENT

VDOT (Division) or Co. Name (Location), Virginia (TECHNICAL DISCIPLINE)

# FALL LINE TRAIL NORTH PROFILE

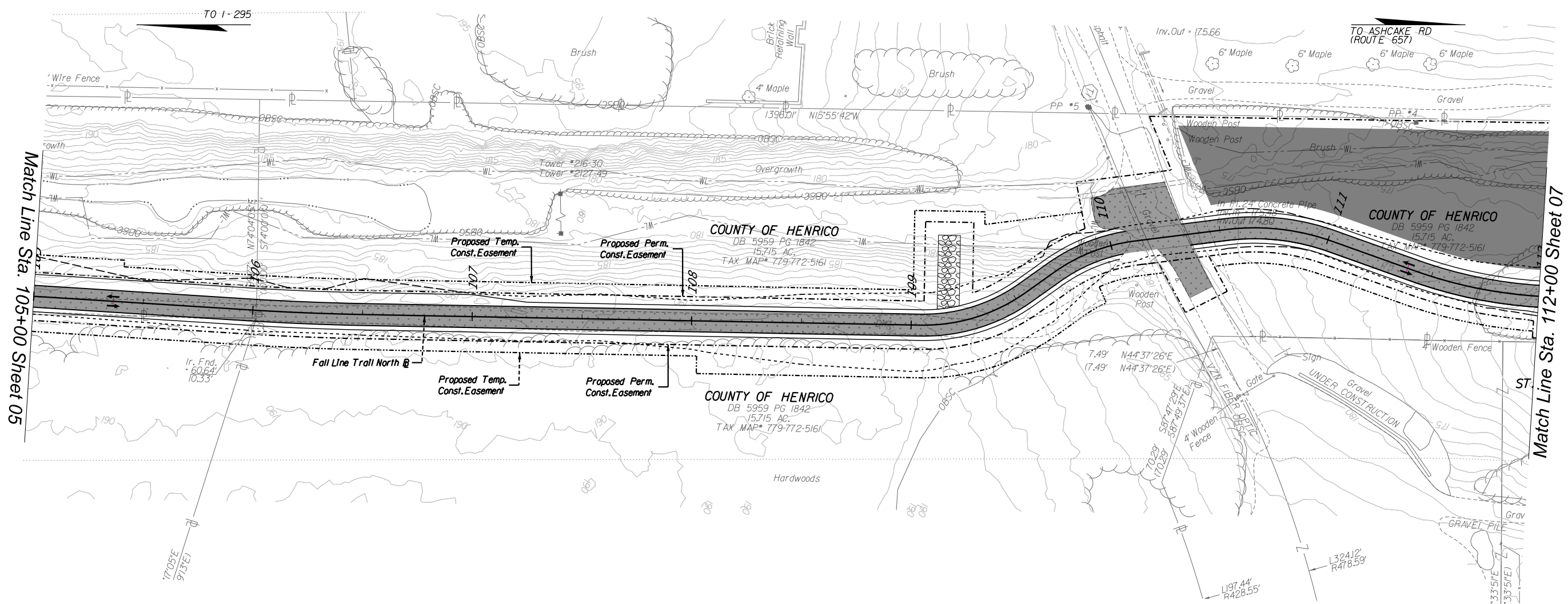


PROJECT MANAGER *Tyson Rosser, PE (757) 490-0132*  
SURVEYED BY, DATE  
DESIGN BY *VHB (757) 490-0132*  
SUBSURFACE UTILITY BY, DATE

REVISED	STATE	STATE PROJECT		SHEET NO.
		ROUTE	PROJECT	
	VA.		9999-166-294, P101,R201,C501 (UPC 121374), 9999-964-016, P101,R201,C501 (UPC 119599)	06
DESIGN FEATURES RELATING TO CONSTRUCTION OR TO REGULATION AND CONTROL OF TRAFFIC MAY BE SUBJECT TO CHANGE AS DEEMED NECESSARY BY THE DEPARTMENT				
VHB, INC Virginia Beach, Virginia (Roadway Engineer)		VHB, INC Virginia Beach, Virginia (Hydraulic Engineer)		

**LEGEND**

- Denotes Temporary Construction Easement
- Denotes Permanent Construction Easement
- █ Denotes Proposed Full Depth Pavement



Match Line Sta. 105+00 Sheet 05

Match Line Sta. 112+00 Sheet 07

VOLUME II PLANS - THESE PLANS ARE UNFINISHED AND UNAPPROVED AND ARE NOT TO BE USED FOR ANY TYPE OF CONSTRUCTION OR THE ACQUISITION OF RIGHT OF WAY



REFERENCES (PROFILES, DETAIL & DRAINAGE DESCRIPTION SHEETS, ETC.)

Profile 06A

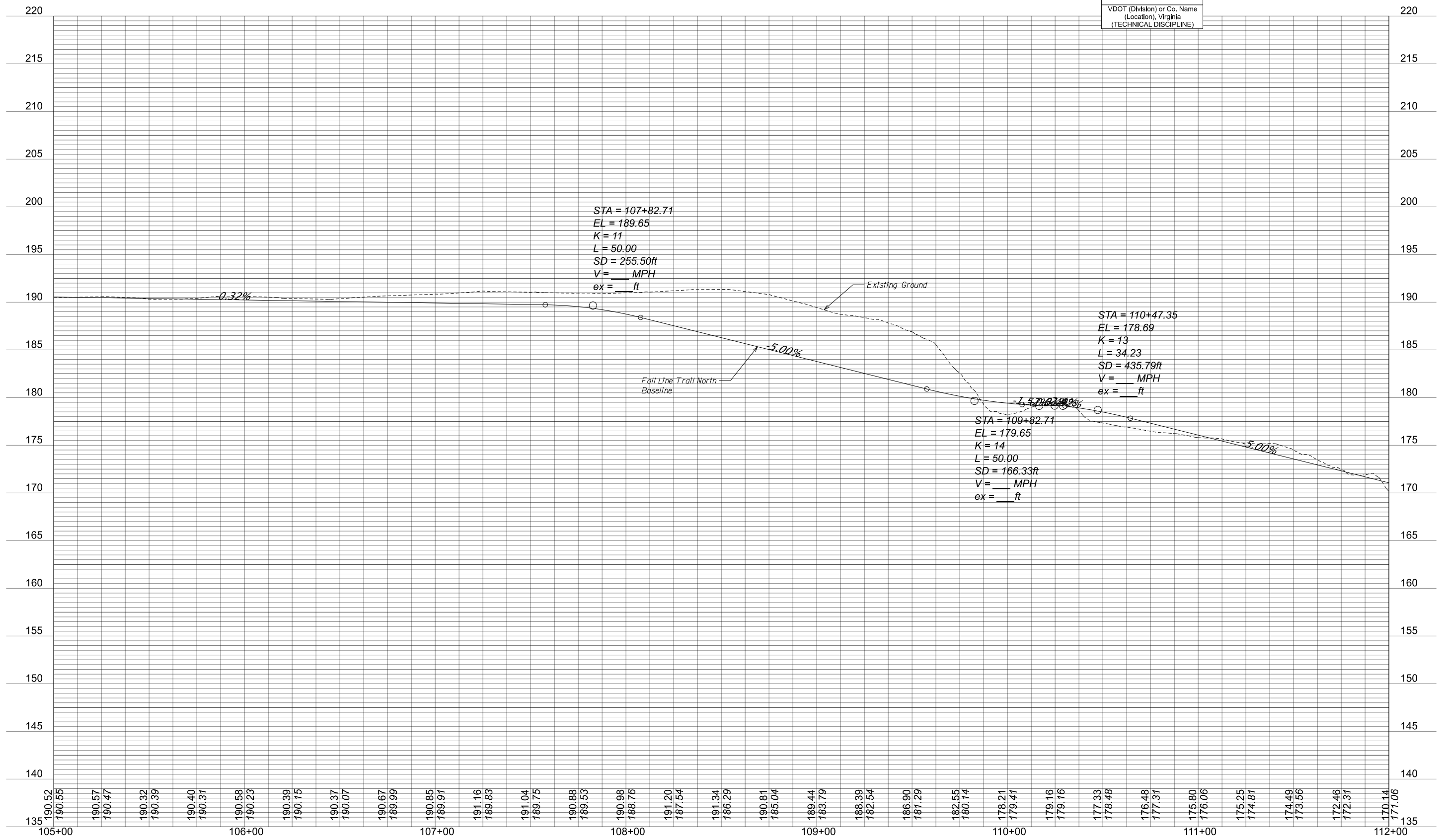
SCALE 0 25' 50'	PROJECT 9999-166-294, 9999-964-016,	SHEET NO. 06
--------------------	---	-----------------

PROJECT MANAGER Iyson Rosser, PE (757) 490-0132  
SURVEYED BY, DATE \_\_\_\_\_  
DESIGN BY VHB (757) 490-0132  
SUBSURFACE UTILITY BY, DATE \_\_\_\_\_



REVISED	STATE	STATE	SHEET NO.
	ROUTE	PROJECT	
	VA.	9999-166-294, P101, R201, C501 (UPC 121374), 9999-964-016, P101, R201, C501 (UPC 119599)	06A
DESIGN FEATURES RELATING TO CONSTRUCTION OR TO REGULATION AND CONTROL OF TRAFFIC MAY BE SUBJECT TO CHANGE AS DEEMED NECESSARY BY THE DEPARTMENT			
VDOT (Division) or Co. Name (Location), Virginia (TECHNICAL DISCIPLINE)			

# FALL LINE TRAIL NORTH PROFILE

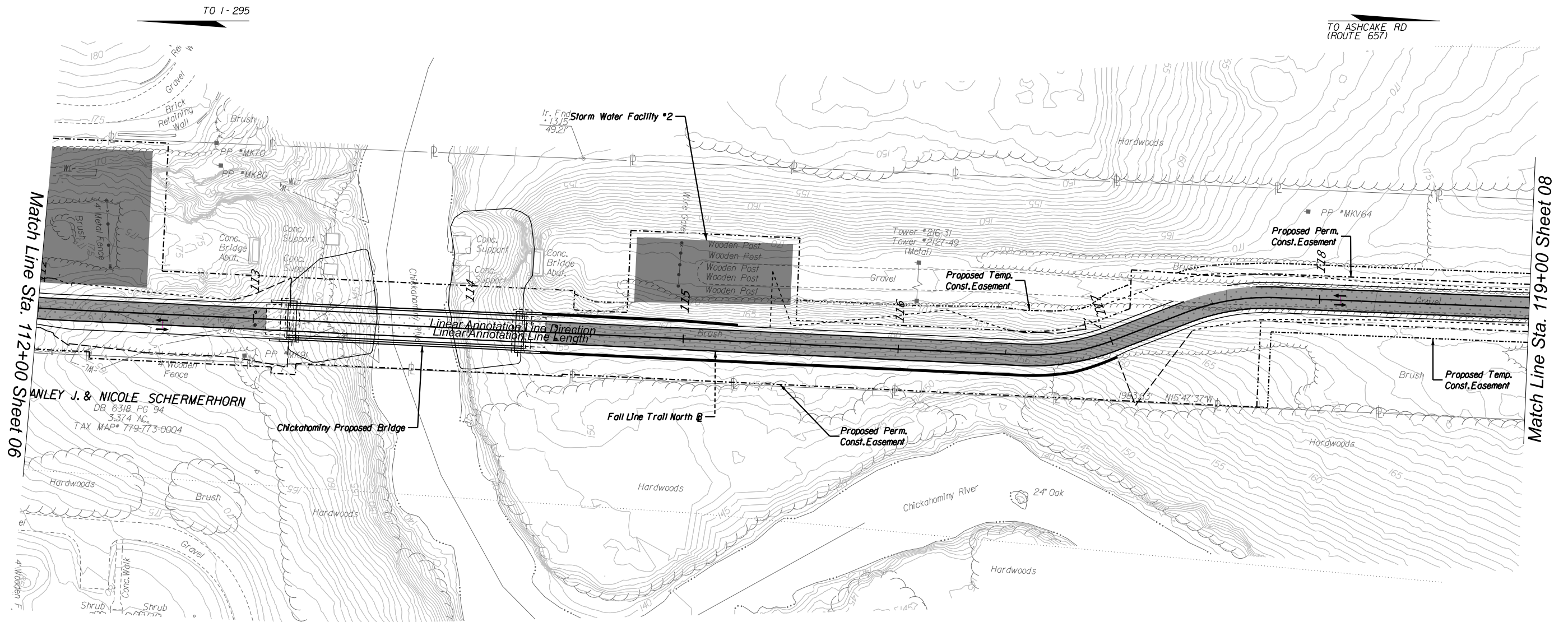


PROJECT MANAGER *Jysan Rosser, PE (757) 490-0132*  
SURVEYED BY, DATE  
DESIGN BY *VHB (757) 490-0132*  
SUBSURFACE UTILITY BY, DATE

REVISED	STATE	ROUTE	STATE PROJECT	SHEET NO.
	VA.		9999-166-294, P101,R201,C501 (UPC 121374), 9999-964-016, P101,R201,C501 (UPC 119599)	07
DESIGN FEATURES RELATING TO CONSTRUCTION OR TO REGULATION AND CONTROL OF TRAFFIC MAY BE SUBJECT TO CHANGE AS DEEMED NECESSARY BY THE DEPARTMENT				
VHB, INC Virginia Beach, Virginia (Roadway Engineer)		VHB, INC Virginia Beach, Virginia (Hydraulic Engineer)		

**LEGEND**

- Denotes Temporary Construction Easement
- Denotes Permanent Construction Easement
- █ Denotes Proposed Full Depth Pavement



VOLUME II PLANS - THESE PLANS ARE UNFINISHED AND UNAPPROVED  
AND ARE NOT TO BE USED FOR ANY TYPE OF CONSTRUCTION OR THE ACQUISITION OF RIGHT OF WAY



REFERENCES  
(PROFILES, DETAIL & DRAINAGE  
DESCRIPTION SHEETS, ETC.)

Profile 07A

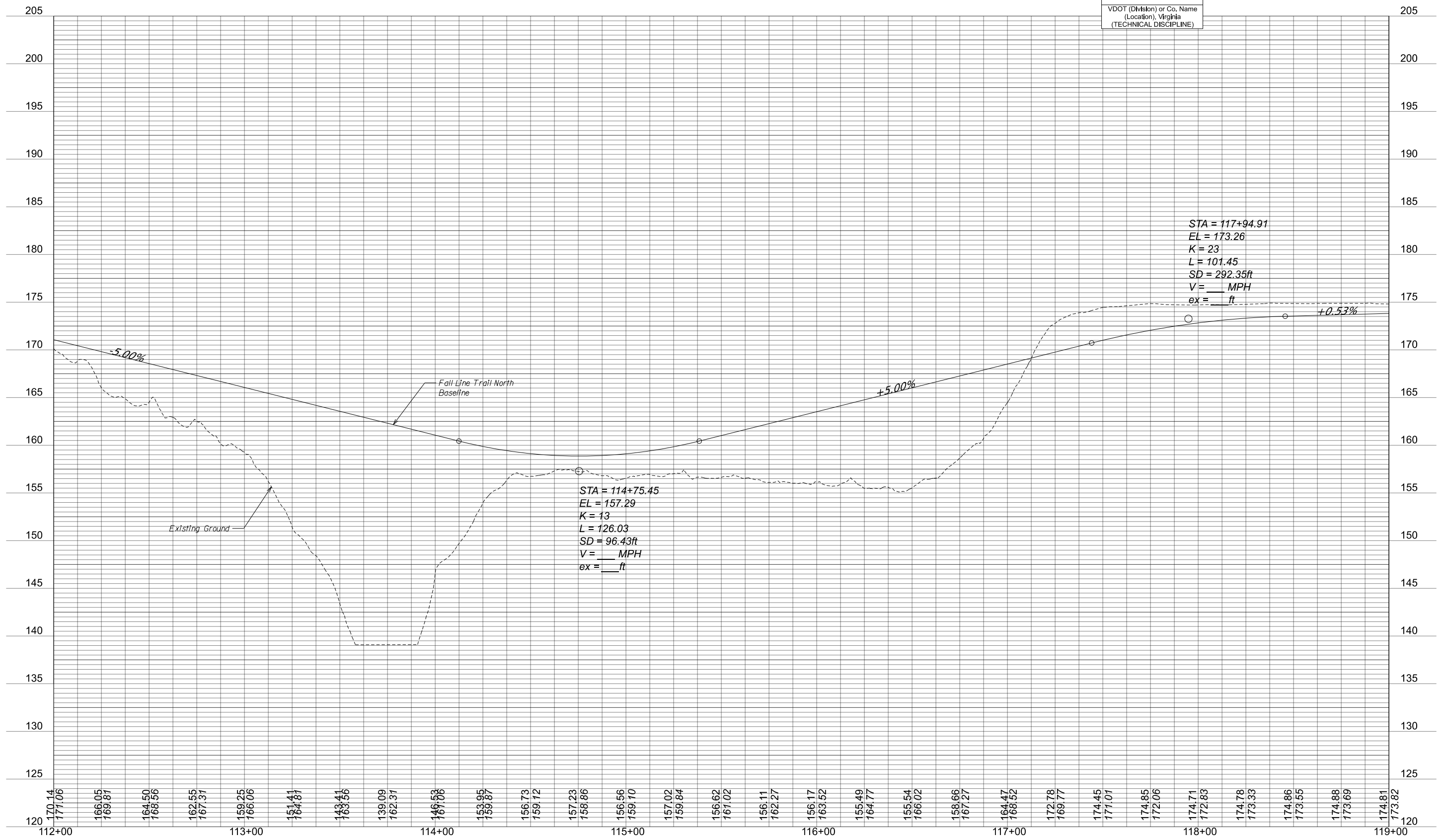
SCALE 0 25' 50'	PROJECT 9999-166-294, 9999-964-016,	SHEET NO. 07
--------------------	---	-----------------

PROJECT MANAGER Iyson Rosser, PE (757) 490-0132  
SURVEYED BY, DATE \_\_\_\_\_  
DESIGN BY VHB (757) 490-0132  
SUBSURFACE UTILITY BY, DATE \_\_\_\_\_



REVISED	STATE	STATE	SHEET NO.
	ROUTE	PROJECT	
	VA.	9999-166-294, P101, R201, C501 (UPC 121374), 9999-964-016, P101, R201, C501 (UPC 119599)	07A
DESIGN FEATURES RELATING TO CONSTRUCTION OR TO REGULATION AND CONTROL OF TRAFFIC MAY BE SUBJECT TO CHANGE AS DEEMED NECESSARY BY THE DEPARTMENT			
VDOT (Division) or Co. Name (Location), Virginia (TECHNICAL DISCIPLINE)			

# FALL LINE TRAIL NORTH PROFILE

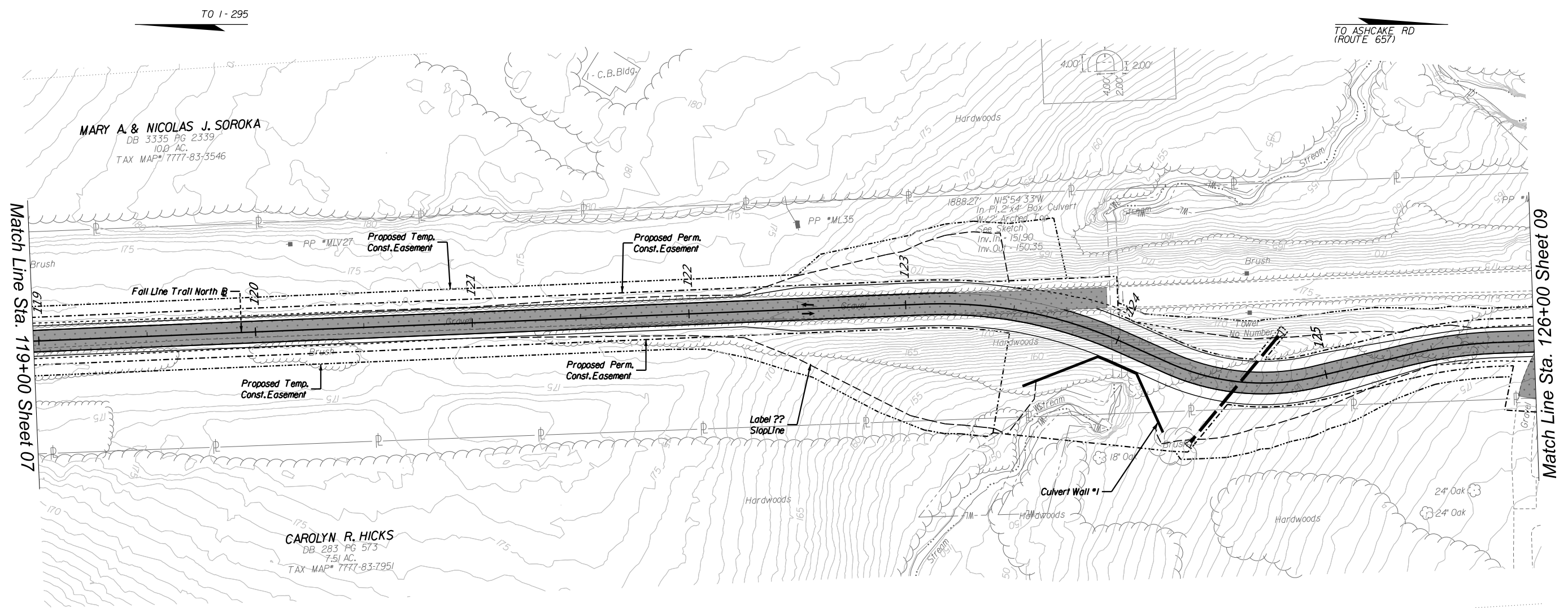


PROJECT MANAGER *Tyson Rosser, PE (757) 490-0132*  
SURVEYED BY, DATE  
DESIGN BY *VHB (757) 490-0132*  
SUBSURFACE UTILITY BY, DATE

REVISED	STATE	STATE PROJECT		SHEET NO.
		ROUTE	PROJECT	
	VA.		9999-166-294, P101,R201,C501 (UPC 121374), 9999-964-016, P101,R201,C501 (UPC 119599)	08
DESIGN FEATURES RELATING TO CONSTRUCTION OR TO REGULATION AND CONTROL OF TRAFFIC MAY BE SUBJECT TO CHANGE AS DEEMED NECESSARY BY THE DEPARTMENT				
VHB, INC Virginia Beach, Virginia (Roadway Engineer)		VHB, INC Virginia Beach, Virginia (Hydraulic Engineer)		

**LEGEND**

- Denotes Temporary Construction Easement
- Denotes Permanent Construction Easement
- █ Denotes Proposed Full Depth Pavement



VOLUME II PLANS - THESE PLANS ARE UNFINISHED AND UNAPPROVED AND ARE NOT TO BE USED FOR ANY TYPE OF CONSTRUCTION OR THE ACQUISITION OF RIGHT OF WAY



REFERENCES  
(PROFILES, DETAIL & DRAINAGE DESCRIPTION SHEETS, ETC.)

Profile 8A

SCALE 0 25' 50'	PROJECT 9999-166-294, 9999-964-016,	SHEET NO. 08
--------------------	---	-----------------

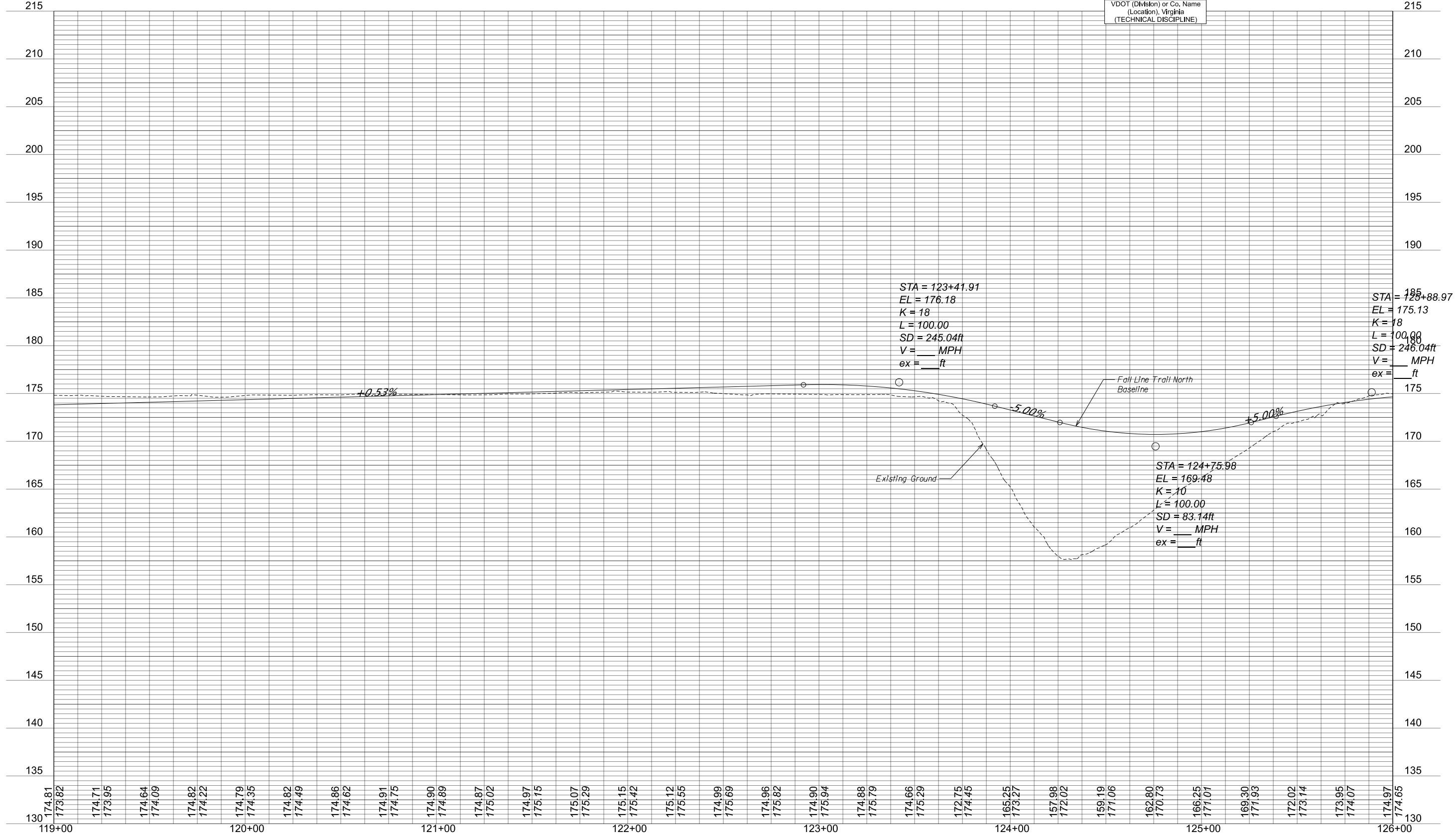
PROJECT MANAGER Iyson Rosser, PE (757) 490-0132  
 SURVEYED BY, DATE \_\_\_\_\_  
 DESIGN BY VHB (757) 490-0132  
 SUBSURFACE UTILITY BY, DATE \_\_\_\_\_



REVISED	STATE	ROUTE	STATE PROJECT	SHEET NO.
	VA.		9999-166-294, P101, R201, C501 (UPC 121374), 9999-964-016, P101, R201, C501 (UPC 119599)	08A

DESIGN FEATURES RELATING TO CONSTRUCTION OR TO REGULATION AND CONTROL OF TRAFFIC MAY BE SUBJECT TO CHANGE AS DEEMED NECESSARY BY THE DEPARTMENT

# FALL LINE TRAIL NORTH PROFILE



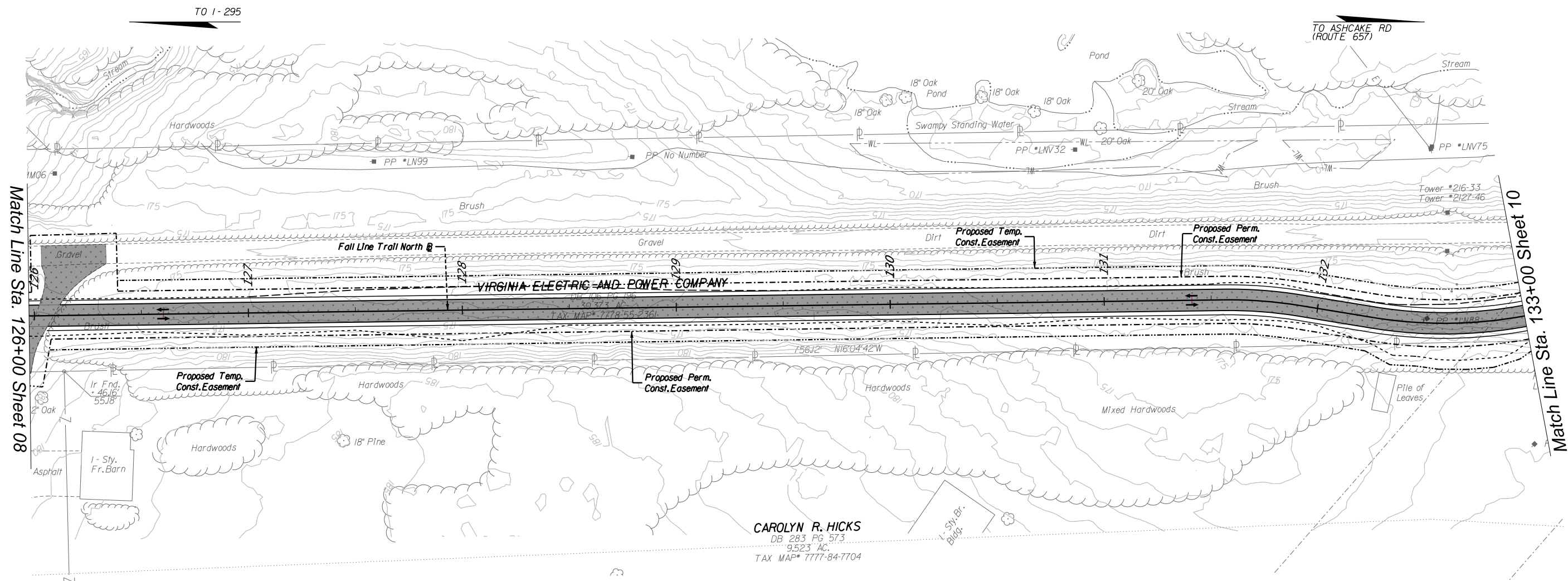
VDOT (Division) or Co. Name (Location), Virginia (TECHNICAL DISCIPLINE)

PROJECT MANAGER *Jysan Rosser, PE (757) 490-0132*  
SURVEYED BY, DATE  
DESIGN BY *VHB (757) 490-0132*  
SUBSURFACE UTILITY BY, DATE

REVISED	STATE	ROUTE	STATE PROJECT	SHEET NO.
	VA.		9999-166-294, P101,R201,C501 (UPC 121374), 9999-964-016, P101,R201,C501 (UPC 119599)	
DESIGN FEATURES RELATING TO CONSTRUCTION OR TO REGULATION AND CONTROL OF TRAFFIC MAY BE SUBJECT TO CHANGE AS DEEMED NECESSARY BY THE DEPARTMENT				
VHB, INC Virginia Beach, Virginia (Roadway Engineer)		VHB, INC Virginia Beach, Virginia (Hydraulic Engineer)		

**LEGEND**

- Denotes Temporary Construction Easement
- Denotes Permanent Construction Easement
- █ Denotes Proposed Full Depth Pavement



VOLUME II PLANS - THESE PLANS ARE UNFINISHED AND UNAPPROVED AND ARE NOT TO BE USED FOR ANY TYPE OF CONSTRUCTION OR THE ACQUISITION OF RIGHT OF WAY



REFERENCES (PROFILES, DETAIL & DRAINAGE DESCRIPTION SHEETS, ETC.)	
Profile	09A
PROJECT 9999-166-294, 9999-964-016,	SHEET NO. 09

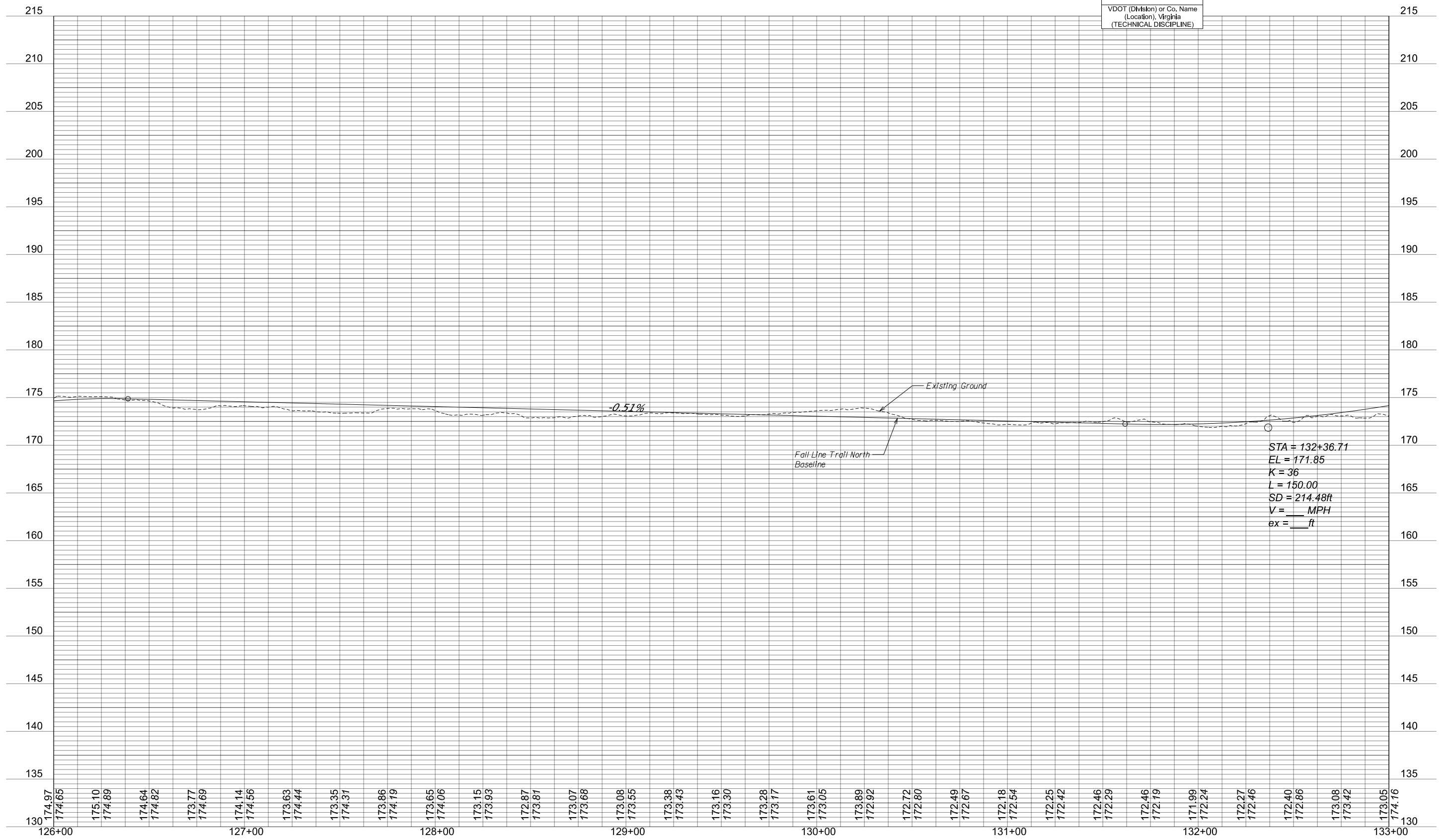


PROJECT MANAGER Iyson Rosser, PE (757) 490-0132  
SURVEYED BY, DATE \_\_\_\_\_  
DESIGN BY VHB (757) 490-0132  
SUBSURFACE UTILITY BY, DATE \_\_\_\_\_



REVISED	STATE	STATE		SHEET NO.
	ROUTE	PROJECT		
	VA.	9999-166-294, P101, R201, C501 (UPC 121374), 9999-964-016, P101, R201, C501 (UPC 119599)		09A
DESIGN FEATURES RELATING TO CONSTRUCTION OR TO REGULATION AND CONTROL OF TRAFFIC MAY BE SUBJECT TO CHANGE AS DEEMED NECESSARY BY THE DEPARTMENT				
VDOT (Division) or Co. Name (Location), Virginia (TECHNICAL DISCIPLINE)				

# FALL LINE TRAIL NORTH PROFILE

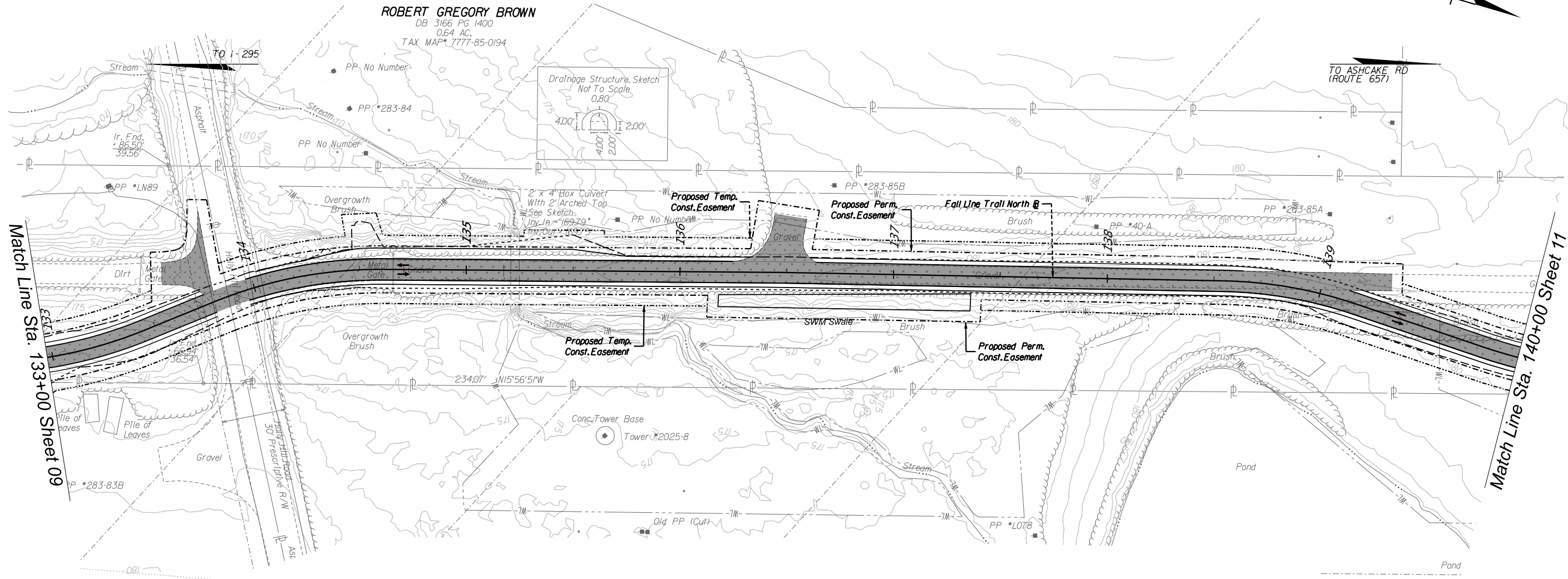


PROJECT MANAGER *Jysan Rosser, PE (757) 490-0132*  
SURVEYED BY, DATE  
DESIGN BY *VHB (757) 490-0132*  
SUBSURFACE UTILITY BY, DATE

REVISED	STATE	STATE PROJECT		SHEET NO.
	VA.	9999-166-294, P101,R201,C501 (UPC 121374), 9999-964-016, P101,R201,C501 (UPC 119599)		
DESIGN FEATURES RELATING TO CONSTRUCTION OR TO REGULATION AND CONTROL OF TRAFFIC MAY BE SUBJECT TO CHANGE AS DEEMED NECESSARY BY THE DEPARTMENT				
VHB, INC Virginia Beach, Virginia (Roadway Engineer)		VHB, INC Virginia Beach, Virginia (Hydraulic Engineer)		

**LEGEND**

- Denotes Temporary Construction Easement
- Denotes Permanent Construction Easement
- █ Denotes Proposed Full Depth Pavement

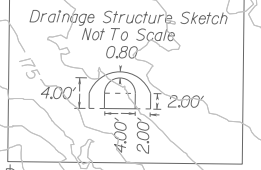


Match Line Sta. 133+00 Sheet 09

Match Line Sta. 140+00 Sheet 11

TO ASHCAKE RD  
(ROUTE 657)

**ROBERT GREGORY BROWN**  
DB 3166 PG 1400  
0.64 AC.  
TAX MAP# 7777-85-0194



VOLUME II PLANS - THESE PLANS ARE UNFINISHED AND UNAPPROVED  
AND ARE NOT TO BE USED FOR ANY TYPE OF CONSTRUCTION OR THE ACQUISITION OF RIGHT OF WAY



REFERENCES  
(PROFILES, DETAIL & DRAINAGE  
DESCRIPTION SHEETS, ETC.)

Profile 10A



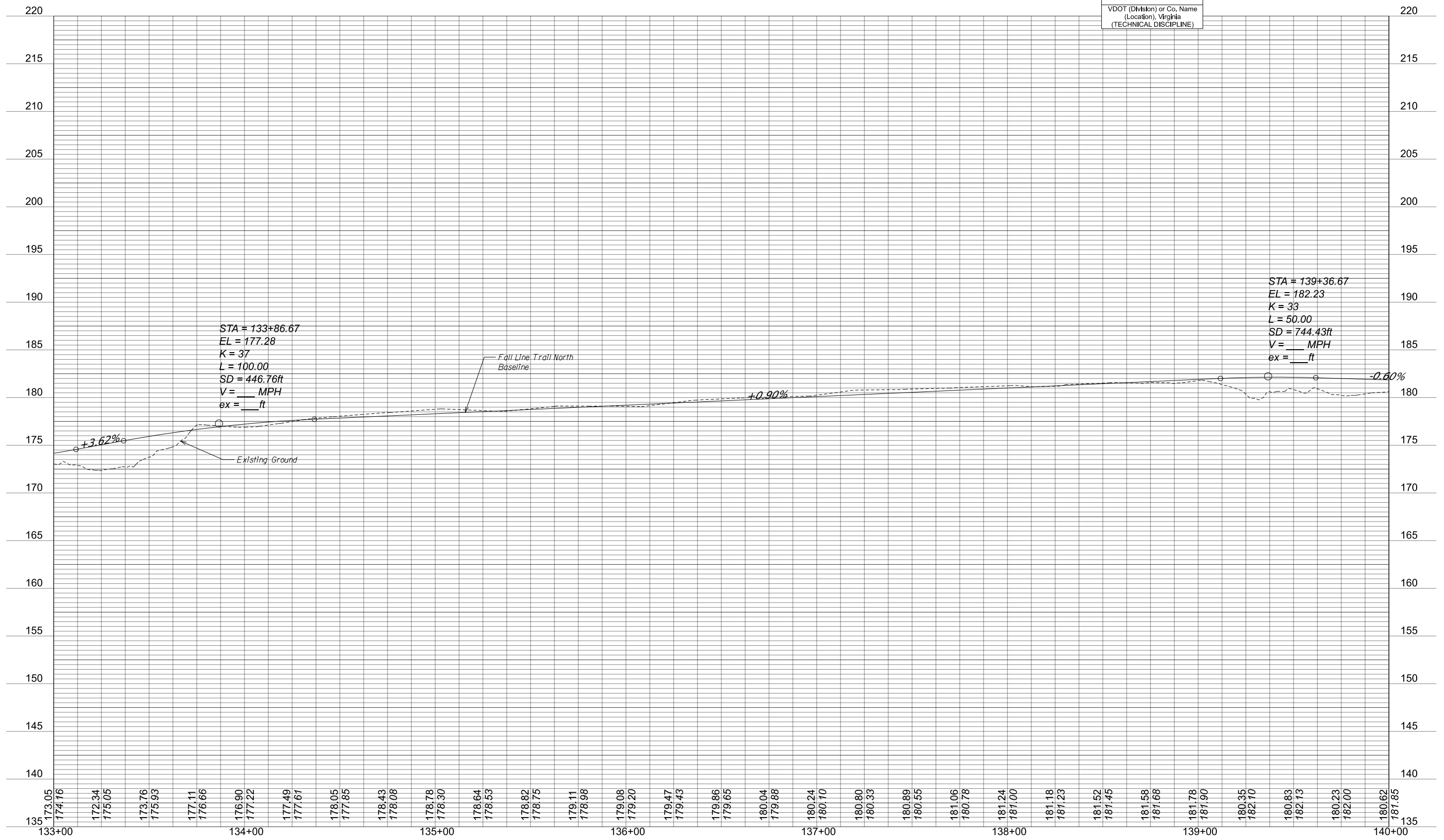
PROJECT	9999-166-294, 9999-964-016,	SHEET NO.	10
---------	--------------------------------	-----------	----

PROJECT MANAGER Iyson Rosser, PE (757) 490-0132  
SURVEYED BY, DATE \_\_\_\_\_  
DESIGN BY VHB (757) 490-0132  
SUBSURFACE UTILITY BY, DATE \_\_\_\_\_



REVISED	STATE	ROUTE	STATE PROJECT	SHEET NO.
	VA.		9999-166-294, PI01, R201, C501 (UPC 121374), 9999-964-016, PI01, R201, C501 (UPC 119599)	
DESIGN FEATURES RELATING TO CONSTRUCTION OR TO REGULATION AND CONTROL OF TRAFFIC MAY BE SUBJECT TO CHANGE AS DEEMED NECESSARY BY THE DEPARTMENT				
VDOT (Division) or Co. Name (Location), Virginia (TECHNICAL DISCIPLINE)				

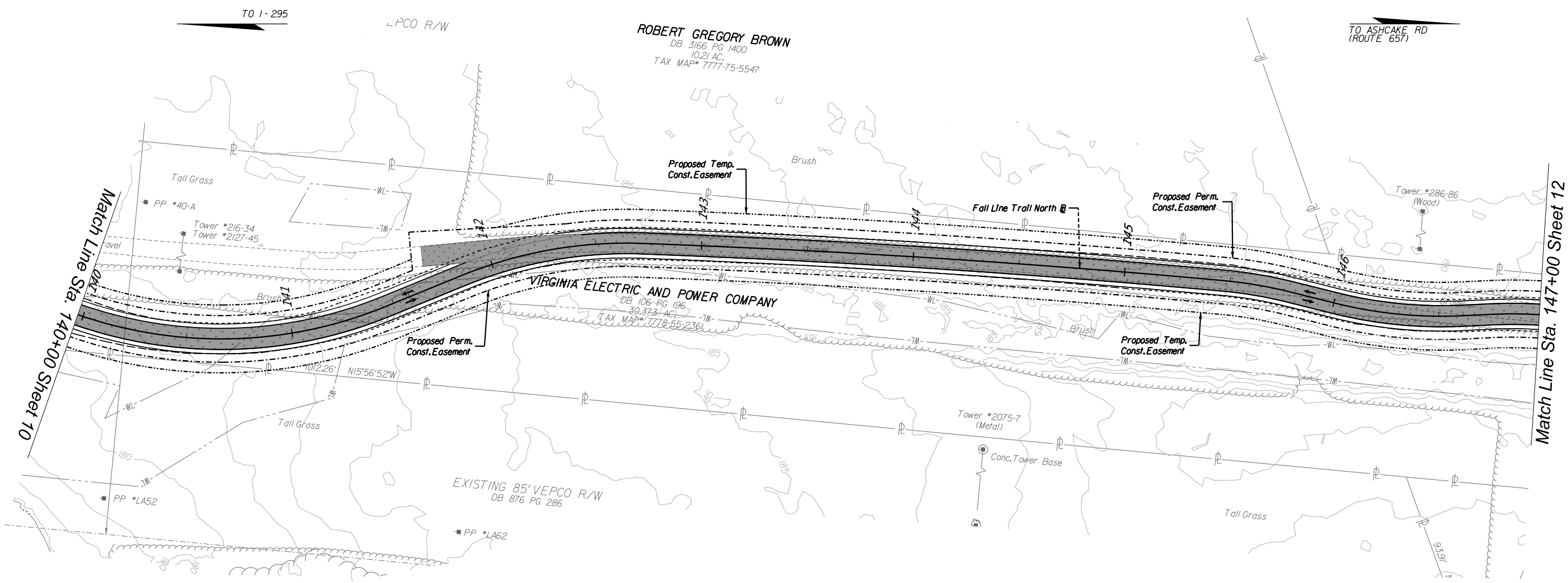
# FALL LINE TRAIL NORTH PROFILE



PROJECT MANAGER *Jysan Rosser, PE (757) 490-0132*  
 SURVEYED BY, DATE \_\_\_\_\_  
 DESIGN BY *VHB (757) 490-0132*  
 SUBSURFACE UTILITY BY, DATE \_\_\_\_\_

REVISED	STATE	STATE PROJECT		SHEET NO.
	VA.	9999-166-294, P101,R201,C501 (UPC 121374), 9999-964-016, P101,R201,C501 (UPC 119599)		
DESIGN FEATURES RELATING TO CONSTRUCTION OR TO REGULATION AND CONTROL OF TRAFFIC MAY BE SUBJECT TO CHANGE AS DEEMED NECESSARY BY THE DEPARTMENT				
VHB, INC Virginia Beach, Virginia (Roadway Engineer)		VHB, INC Virginia Beach, Virginia (Hydraulic Engineer)		

**LEGEND**  
 - - - - - Denotes Temporary Construction Easement  
 - - - - - Denotes Permanent Construction Easement  
 ■ Denotes Proposed Full Depth Pavement



VOLUME II PLANS - THESE PLANS ARE UNFINISHED AND UNAPPROVED  
 AND ARE NOT TO BE USED FOR ANY TYPE OF CONSTRUCTION OR THE ACQUISITION OF RIGHT OF WAY



REFERENCES (PROFILES, DETAIL & DRAINAGE DESCRIPTION SHEETS, ETC.)	
Profile	11A
PROJECT 9999-166-294, 9999-964-016,	SHEET NO. H

PROJECT MANAGER Iyson Rosser, PE (757) 490-0132  
 SURVEYED BY, DATE \_\_\_\_\_  
 DESIGN BY VHB (757) 490-0132  
 SUBSURFACE UTILITY BY, DATE \_\_\_\_\_

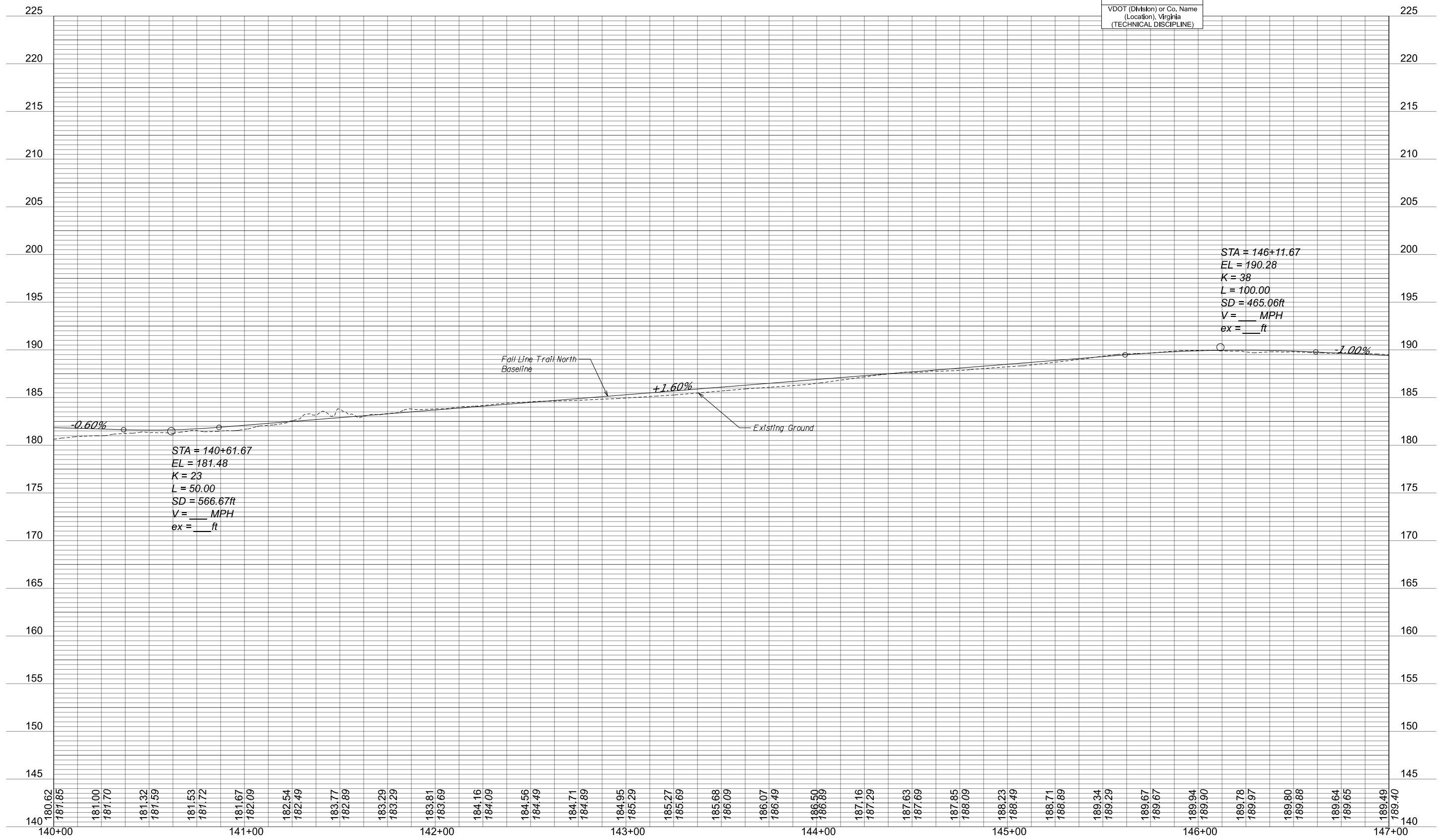


REVISED	STATE	ROUTE	STATE PROJECT	SHEET NO.
	VA.		9999-166-294, P101, R201, C501 (UPC 121374), 9999-964-016, P101, R201, C501 (UPC 119599)	11A

DESIGN FEATURES RELATING TO CONSTRUCTION OR TO REGULATION AND CONTROL OF TRAFFIC MAY BE SUBJECT TO CHANGE AS DEEMED NECESSARY BY THE DEPARTMENT

VDOT (Division) or Co. Name (Location), Virginia (TECHNICAL DISCIPLINE)

# FALL LINE TRAIL NORTH PROFILE



PROJECT MANAGER *Jysan Rosser, PE (757) 490-0132*  
 SURVEYED BY, DATE  
 DESIGN BY *VHB (757) 490-0132*  
 SUBSURFACE UTILITY BY, DATE

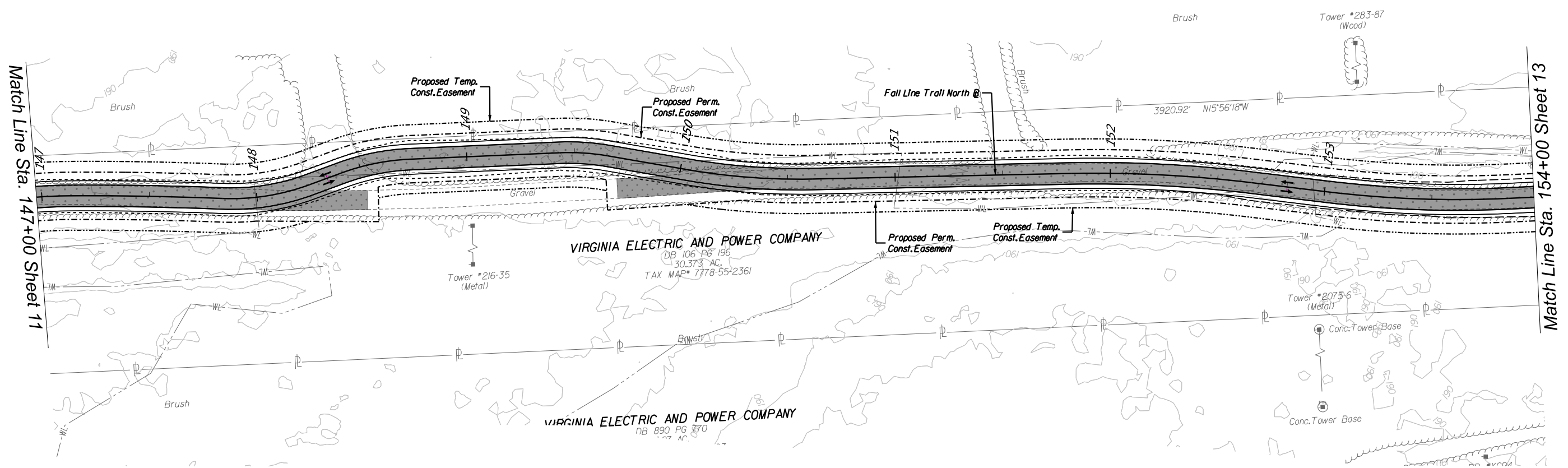
REVISED	STATE	ROUTE	STATE PROJECT	SHEET NO.
	VA.		9999-166-294, P101,R201,C501 (UPC 121374), 9999-964-016, P101,R201,C501 (UPC 119599)	
DESIGN FEATURES RELATING TO CONSTRUCTION OR TO REGULATION AND CONTROL OF TRAFFIC MAY BE SUBJECT TO CHANGE AS DEEMED NECESSARY BY THE DEPARTMENT				
VHB, INC Virginia Beach, Virginia (Roadway Engineer)		VHB, INC Virginia Beach, Virginia (Hydraulic Engineer)		

**LEGEND**

- Denotes Temporary Construction Easement
- Denotes Permanent Construction Easement
- █ Denotes Proposed Full Depth Pavement

TO I-295

TO ASHCAKE RD  
(ROUTE 657)



Match Line Sta. 147+00 Sheet 11

Match Line Sta. 154+00 Sheet 13

VOLUME II PLANS - THESE PLANS ARE UNFINISHED AND UNAPPROVED  
 AND ARE NOT TO BE USED FOR ANY TYPE OF CONSTRUCTION OR THE ACQUISITION OF RIGHT OF WAY



REFERENCES  
 (PROFILES, DETAIL & DRAINAGE DESCRIPTION SHEETS, ETC.)

Profile 12A

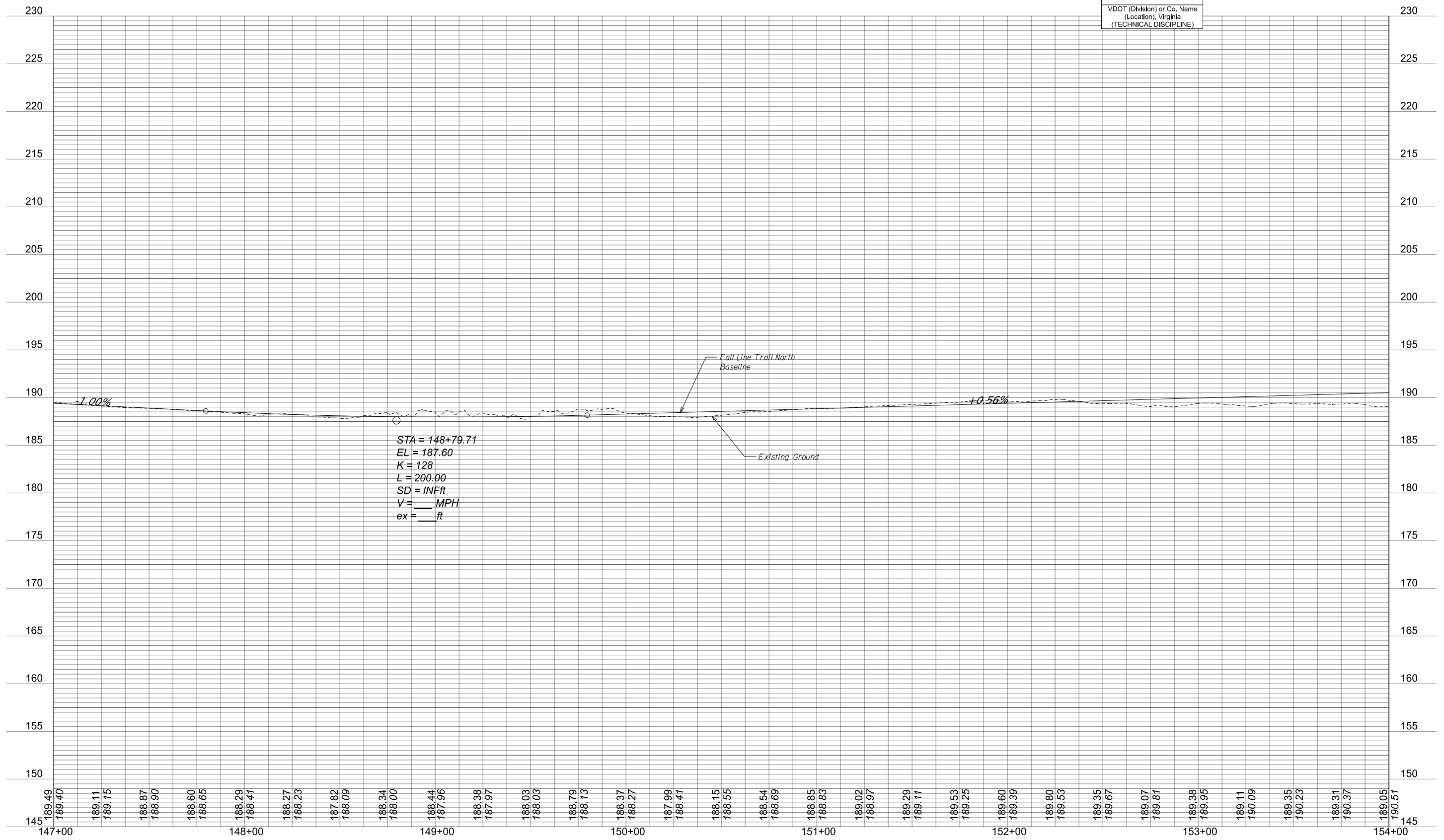
SCALE 0 25' 50'	PROJECT 9999-166-294, 9999-964-016,	SHEET NO. 12
--------------------	---	-----------------

PROJECT MANAGER Iyson Rosser, PE (757) 490-0132  
SURVEYED BY, DATE \_\_\_\_\_  
DESIGN BY VHB (757) 490-0132  
SUBSURFACE UTILITY BY, DATE \_\_\_\_\_



REVISED	STATE	STATE	SHEET NO.
	ROUTE	PROJECT	
	VA.	9999-166-294, P101, R201, C501 (UPC 121374), 9999-964-016, P101, R201, C501 (UPC 119599)	12A
DESIGN FEATURES RELATING TO CONSTRUCTION OR TO REGULATION AND CONTROL OF TRAFFIC MAY BE SUBJECT TO CHANGE AS DEEMED NECESSARY BY THE DEPARTMENT			
VDOT (Division) or Co. Name (Location), Virginia (TECHNICAL DISCIPLINE)			

# FALL LINE TRAIL NORTH PROFILE



PROJECT MANAGER *Jysan Rosser, PE (757) 490-0132*  
SURVEYED BY, DATE  
DESIGN BY *VHB (757) 490-0132*  
SUBSURFACE UTILITY BY, DATE

REVISED	STATE	ROUTE	STATE PROJECT	SHEET NO.
	VA.		9999-166-294, P101,R201,C501 (UPC 121374), 9999-964-016, P101,R201,C501 (UPC 119599)	
DESIGN FEATURES RELATING TO CONSTRUCTION OR TO REGULATION AND CONTROL OF TRAFFIC MAY BE SUBJECT TO CHANGE AS DEEMED NECESSARY BY THE DEPARTMENT				
VHB, INC Virginia Beach, Virginia (Roadway Engineer)		VHB, INC Virginia Beach, Virginia (Hydraulic Engineer)		

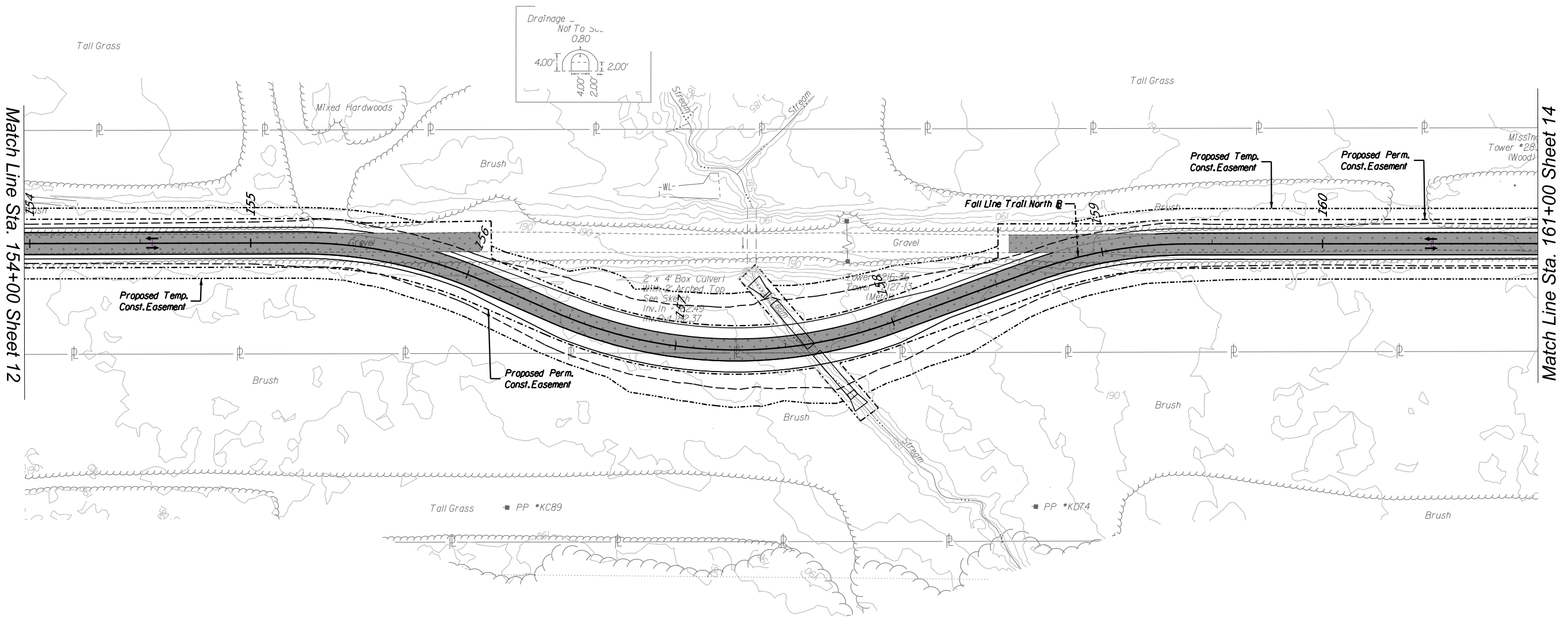
**LEGEND**

- Denotes Temporary Construction Easement
- Denotes Permanent Construction Easement
- █ Denotes Proposed Full Depth Pavement

TO I-295

TO ASHCAKE RD  
(ROUTE 657)

LD 3319 PG 1938  
89,607 AC.  
TAX MAP\* 7777-67-6294



Match Line Sta. 154+00 Sheet 12

Match Line Sta. 161+00 Sheet 14

VOLUME II PLANS - THESE PLANS ARE UNFINISHED AND UNAPPROVED  
AND ARE NOT TO BE USED FOR ANY TYPE OF CONSTRUCTION OR THE ACQUISITION OF RIGHT OF WAY



REFERENCES  
(PROFILES, DETAIL & DRAINAGE  
DESCRIPTION SHEETS, ETC.)

Profile 13A

SCALE 0 25' 50'	PROJECT 9999-166-294, 9999-964-016,	SHEET NO. 13
--------------------	---	-----------------

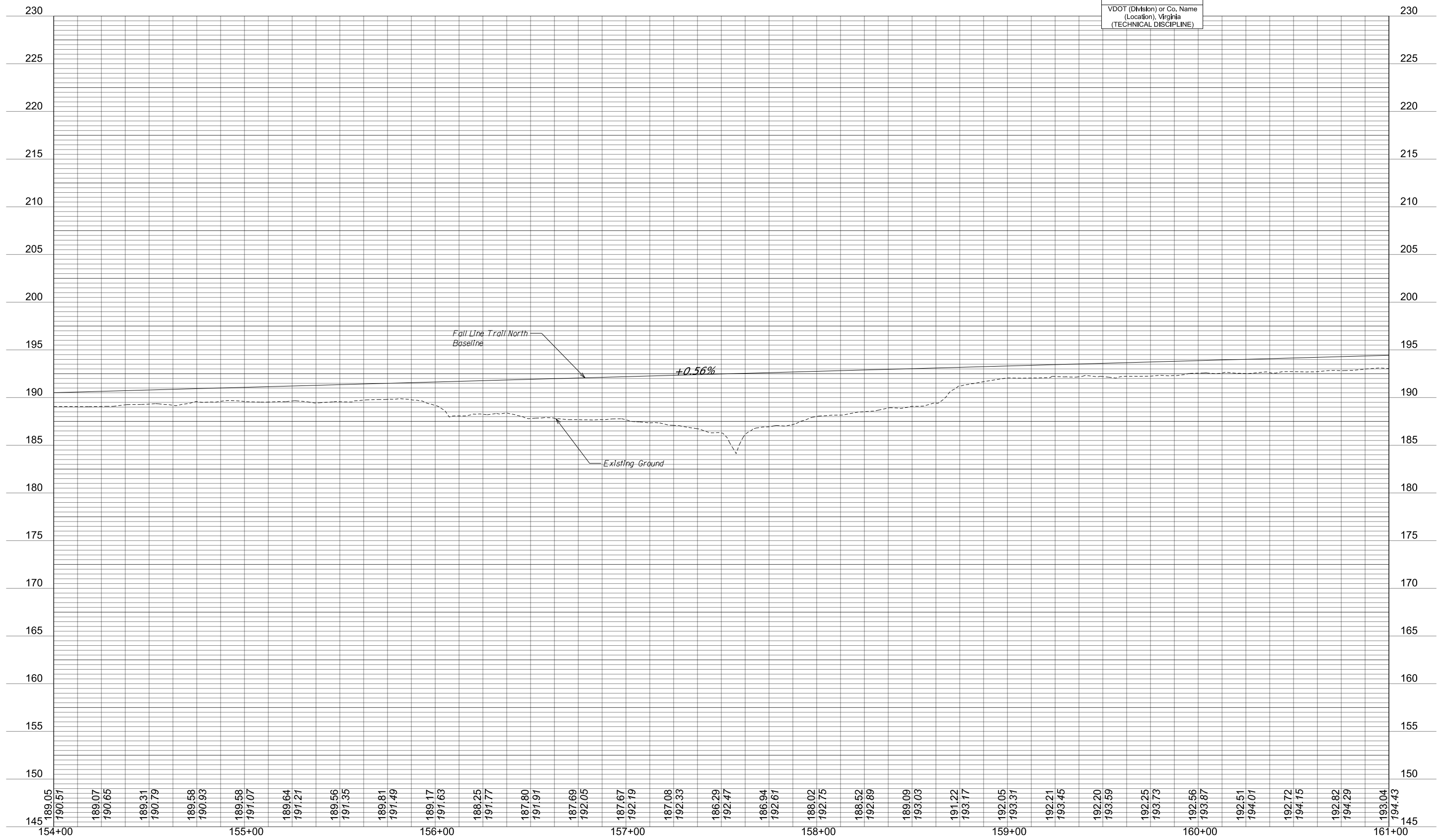


PROJECT MANAGER Iyson Rosser, PE (757) 490-0132  
SURVEYED BY, DATE \_\_\_\_\_  
DESIGN BY VHB (757) 490-0132  
SUBSURFACE UTILITY BY, DATE \_\_\_\_\_



REVISED	STATE	STATE	SHEET NO.
	ROUTE	PROJECT	
	VA.	9999-166-294, PI01, R201, C501 (UPC 121374), 9999-964-016, PI01, R201, C501 (UPC 119599)	13A
DESIGN FEATURES RELATING TO CONSTRUCTION OR TO REGULATION AND CONTROL OF TRAFFIC MAY BE SUBJECT TO CHANGE AS DEEMED NECESSARY BY THE DEPARTMENT			
VDOT (Division) or Co. Name (Location), Virginia (TECHNICAL DISCIPLINE)			

# FALL LINE TRAIL NORTH PROFILE

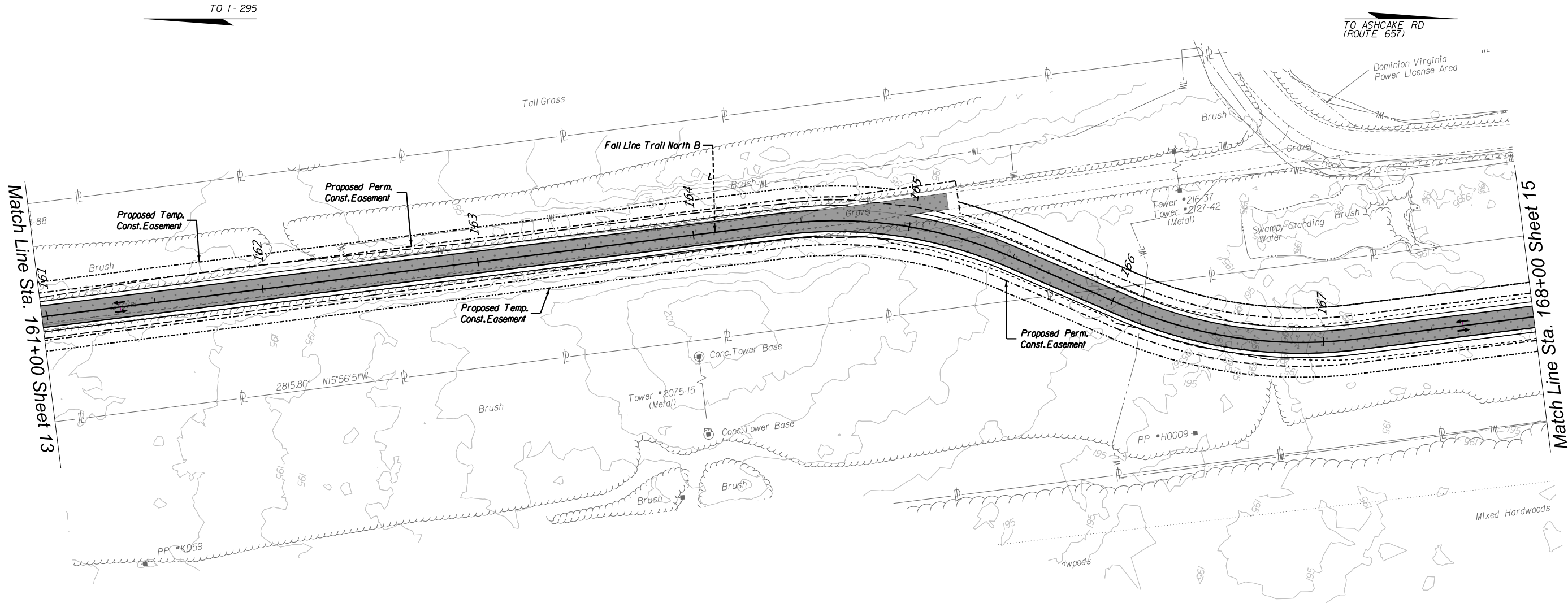


PROJECT MANAGER *Jysan Rosser, PE (157) 490-0132*  
SURVEYED BY, DATE  
DESIGN BY *VHB (157) 490-0132*  
SUBSURFACE UTILITY BY, DATE

REVISED	STATE	ROUTE	STATE PROJECT	SHEET NO.
	VA.		9999-166-294, P101,R201,C501 (UPC 121374), 9999-964-016, P101,R201,C501 (UPC 119599)	
DESIGN FEATURES RELATING TO CONSTRUCTION OR TO REGULATION AND CONTROL OF TRAFFIC MAY BE SUBJECT TO CHANGE AS DEEMED NECESSARY BY THE DEPARTMENT				
VHB, INC Virginia Beach, Virginia (Roadway Engineer)		VHB, INC Virginia Beach, Virginia (Hydraulic Engineer)		

**LEGEND**

- Denotes Temporary Construction Easement
- Denotes Permanent Construction Easement
- █ Denotes Proposed Full Depth Pavement



VOLUME II PLANS - THESE PLANS ARE UNFINISHED AND UNAPPROVED AND ARE NOT TO BE USED FOR ANY TYPE OF CONSTRUCTION OR THE ACQUISITION OF RIGHT OF WAY



**REFERENCES**  
(PROFILES, DETAIL & DRAINAGE DESCRIPTION SHEETS, ETC.)

Profile	14A
PROJECT	9999-166-294, 9999-964-016,
SHEET NO.	14

SCALE: 0 25' 50'

PROJECT MANAGER Iyson Rosser, PE (757) 490-0132  
SURVEYED BY, DATE \_\_\_\_\_  
DESIGN BY VHB (757) 490-0132  
SUBSURFACE UTILITY BY, DATE \_\_\_\_\_

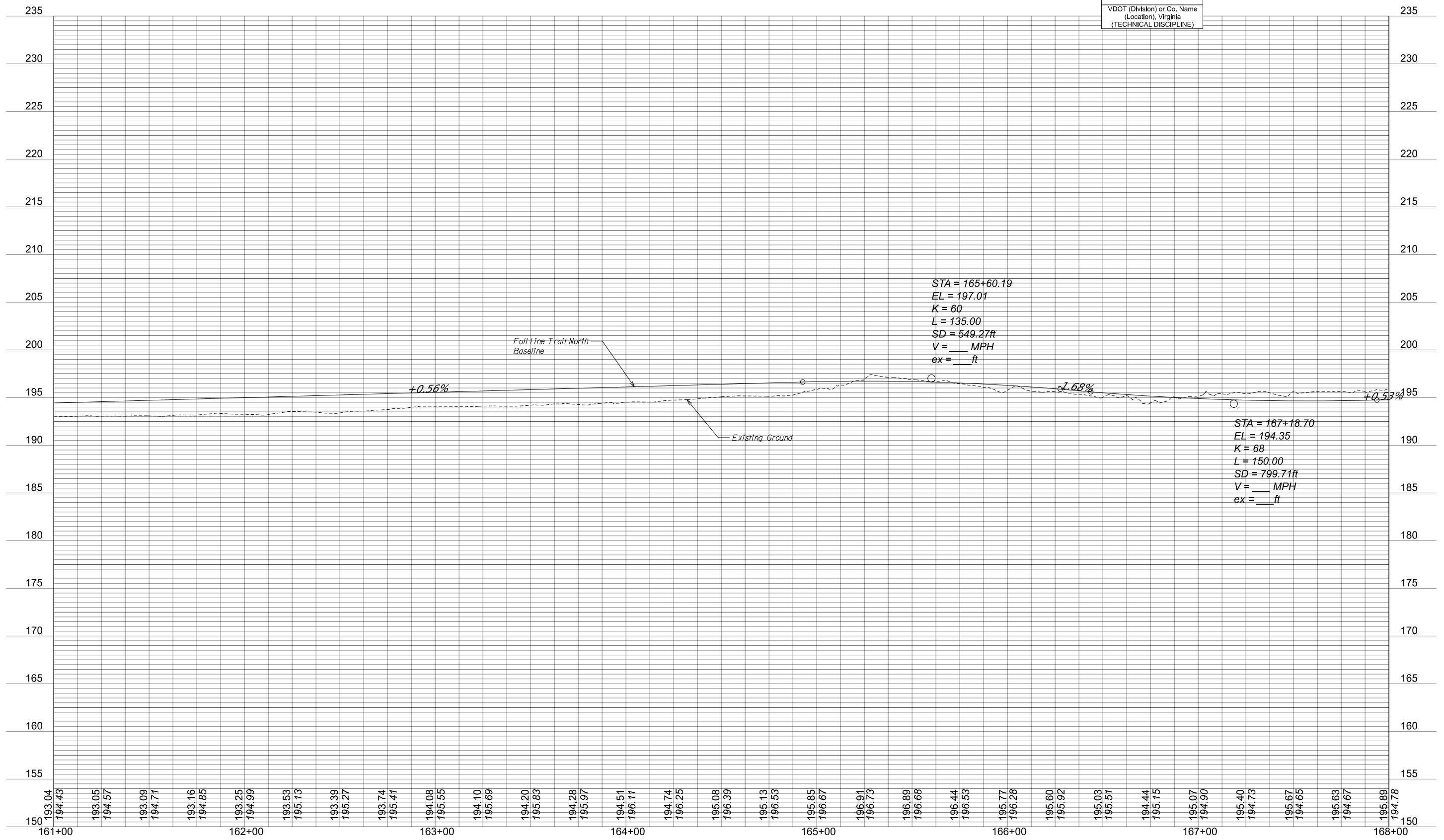


REVISED	STATE	STATE	SHEET NO.
	ROUTE	PROJECT	
	VA.	9999-166-294, P101, R201, C501 (UPC 121374), 9999-964-016, P101, R201, C501 (UPC 119599)	14A

DESIGN FEATURES RELATING TO CONSTRUCTION OR TO REGULATION AND CONTROL OF TRAFFIC MAY BE SUBJECT TO CHANGE AS DEEMED NECESSARY BY THE DEPARTMENT

VDOT (Division) or Co. Name (Location), Virginia (TECHNICAL DISCIPLINE)

# FALL LINE TRAIL NORTH PROFILE



PROJECT MANAGER Tysan Rosser, PE (757) 490-0132  
SURVEYED BY, DATE  
DESIGN BY VHB (757) 490-0132  
SUBSURFACE UTILITY BY, DATE

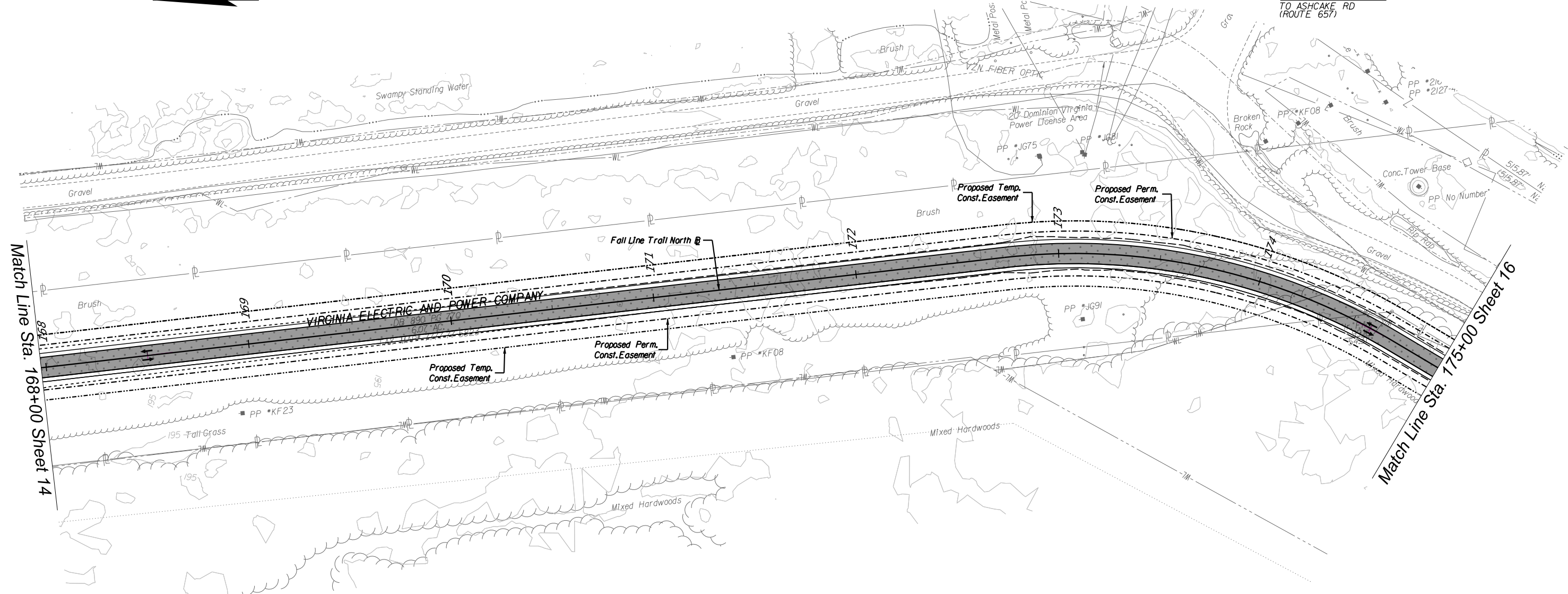
REVISED	STATE	ROUTE	STATE PROJECT	SHEET NO.
	VA.		9999-166-294, P101,R201,C501 (UPC 121374), 9999-964-016, P101,R201,C501 (UPC 119599)	15
DESIGN FEATURES RELATING TO CONSTRUCTION OR TO REGULATION AND CONTROL OF TRAFFIC MAY BE SUBJECT TO CHANGE AS DEEMED NECESSARY BY THE DEPARTMENT				
VHB, INC Virginia Beach, Virginia (Roadway Engineer)		VHB, INC Virginia Beach, Virginia (Hydraulic Engineer)		

**LEGEND**

- Denotes Temporary Construction Easement
- Denotes Permanent Construction Easement
- █ Denotes Proposed Full Depth Pavement

TO I-295

TO ASHCAKE RD  
(ROUTE 657)



Match Line Sta. 168+00 Sheet 14

Match Line Sta. 175+00 Sheet 16

VOLUME II PLANS - THESE PLANS ARE UNFINISHED AND UNAPPROVED AND ARE NOT TO BE USED FOR ANY TYPE OF CONSTRUCTION OR THE ACQUISITION OF RIGHT OF WAY



REFERENCES  
(PROFILES, DETAIL & DRAINAGE DESCRIPTION SHEETS, ETC.)

Profile 15A



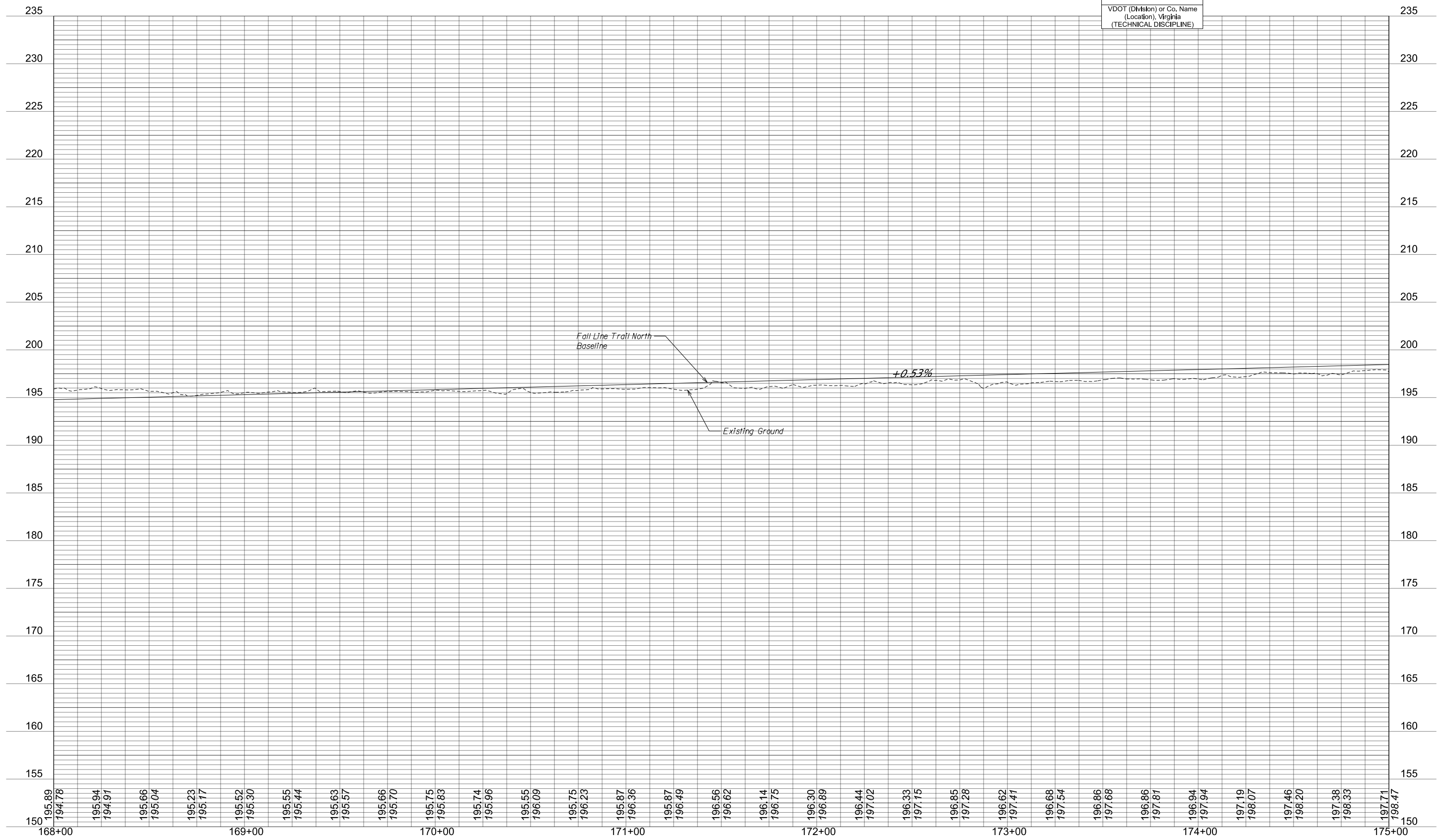
PROJECT	9999-166-294, 9999-964-016,
SHEET NO.	15

PROJECT MANAGER Iyson Rosser, PE (757) 490-0132  
SURVEYED BY, DATE \_\_\_\_\_  
DESIGN BY VHB (757) 490-0132  
SUBSURFACE UTILITY BY, DATE \_\_\_\_\_



REVISED	STATE	STATE	SHEET NO.
	ROUTE	PROJECT	
	VA.	9999-166-294, P101, R201, C501 (UPC 121374), 9999-964-016, P101, R201, C501 (UPC 119599)	15A
DESIGN FEATURES RELATING TO CONSTRUCTION OR TO REGULATION AND CONTROL OF TRAFFIC MAY BE SUBJECT TO CHANGE AS DEEMED NECESSARY BY THE DEPARTMENT			
VDOT (Division) or Co. Name (Location), Virginia (TECHNICAL DISCIPLINE)			

# FALL LINE TRAIL NORTH PROFILE

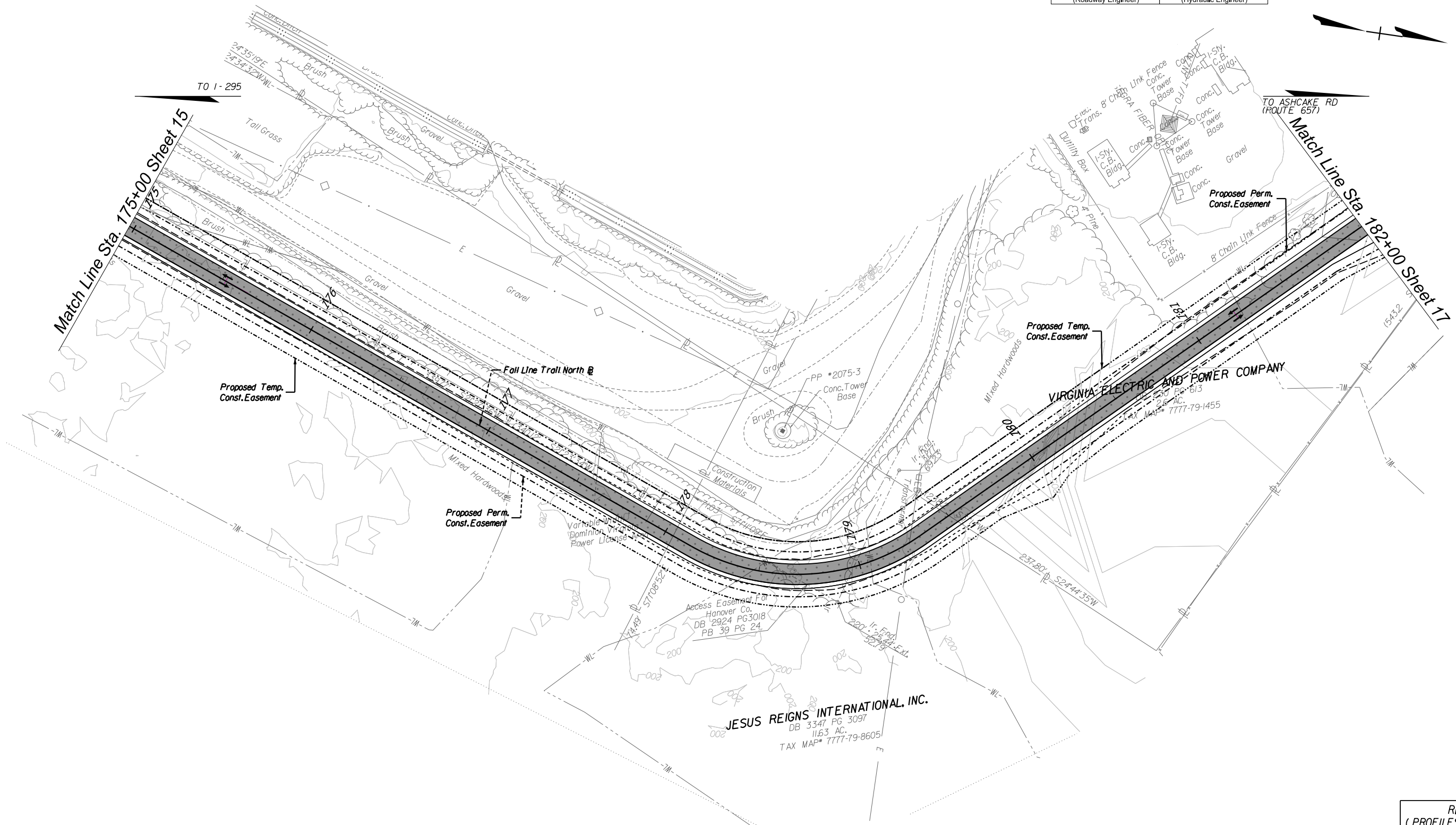


PROJECT MANAGER *Jysan Rosser, PE (757) 490-0132*  
SURVEYED BY, DATE  
DESIGN BY *VHB (757) 490-0132*  
SUBSURFACE UTILITY BY, DATE

REVISED	STATE	STATE PROJECT		SHEET NO.
		ROUTE	PROJECT	
	VA.		9999-166-294, P101,R201,C501 (UPC 121374), 9999-964-016, P101,R201,C501 (UPC 119599)	16
DESIGN FEATURES RELATING TO CONSTRUCTION OR TO REGULATION AND CONTROL OF TRAFFIC MAY BE SUBJECT TO CHANGE AS DEEMED NECESSARY BY THE DEPARTMENT				
VHB, INC Virginia Beach, Virginia (Roadway Engineer)		VHB, INC Virginia Beach, Virginia (Hydraulic Engineer)		

**LEGEND**

- Denotes Temporary Construction Easement
- Denotes Permanent Construction Easement
- █ Denotes Proposed Full Depth Pavement



VOLUME II PLANS - THESE PLANS ARE UNFINISHED AND UNAPPROVED AND ARE NOT TO BE USED FOR ANY TYPE OF CONSTRUCTION OR THE ACQUISITION OF RIGHT OF WAY



REFERENCES  
(PROFILES, DETAIL & DRAINAGE DESCRIPTION SHEETS, ETC.)

Profile 16A

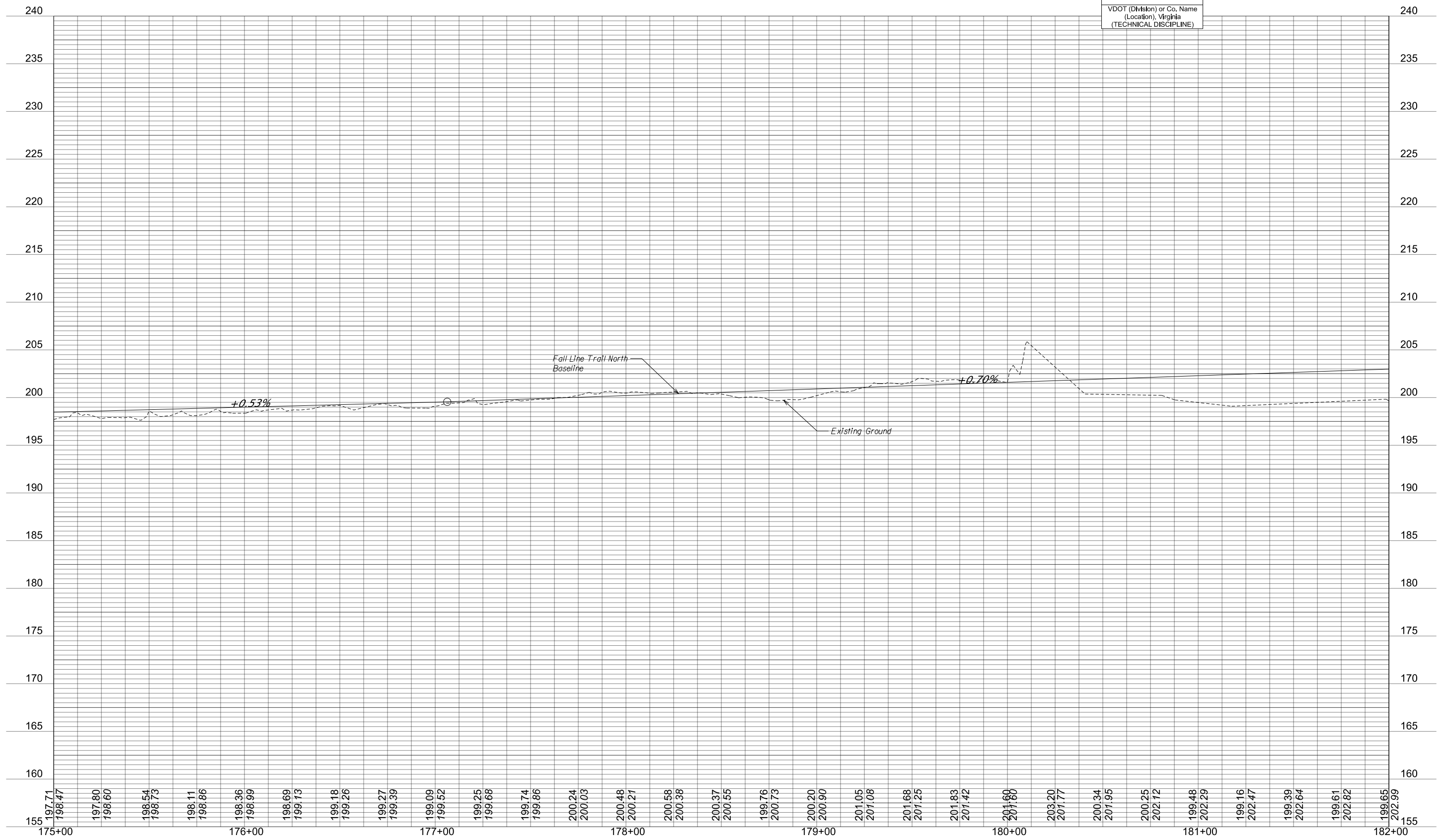
SCALE 0 25' 50'	PROJECT 9999-166-294, 9999-964-016,	SHEET NO. 16
--------------------	---	-----------------

PROJECT MANAGER Iyson Rosser, PE (757) 490-0132  
SURVEYED BY, DATE \_\_\_\_\_  
DESIGN BY VHB (757) 490-0132  
SUBSURFACE UTILITY BY, DATE \_\_\_\_\_



REVISED	STATE	STATE	SHEET NO.
	ROUTE	PROJECT	
	VA.	9999-166-294, P101, R201, C501 (UPC 121374), 9999-964-016, P101, R201, C501 (UPC 119599)	16A
DESIGN FEATURES RELATING TO CONSTRUCTION OR TO REGULATION AND CONTROL OF TRAFFIC MAY BE SUBJECT TO CHANGE AS DEEMED NECESSARY BY THE DEPARTMENT			
VDOT (Division) or Co. Name (Location), Virginia (TECHNICAL DISCIPLINE)			

# FALL LINE TRAIL NORTH PROFILE

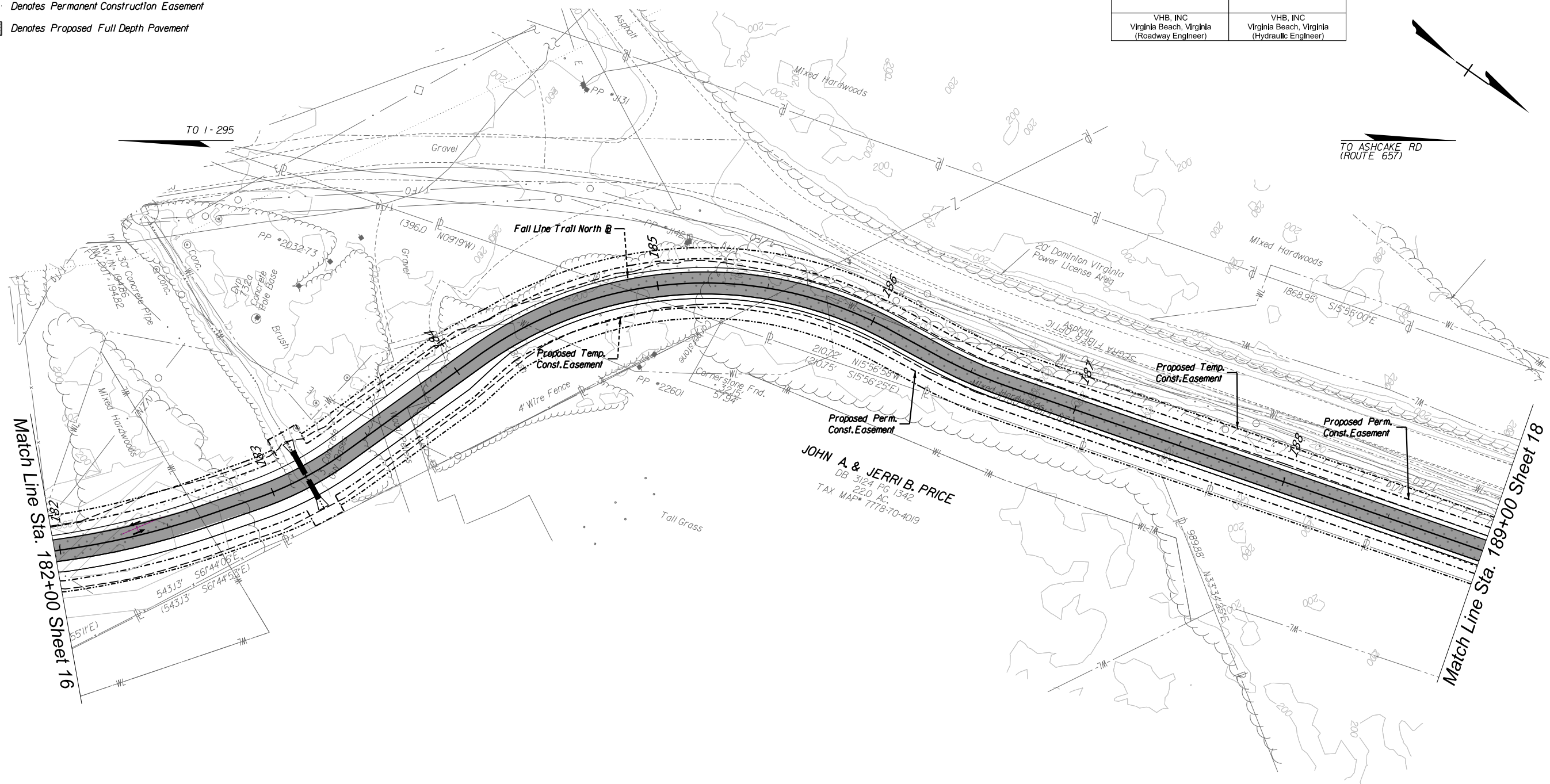


PROJECT MANAGER *Jysan Rosser, PE (757) 490-0132*  
SURVEYED BY, DATE  
DESIGN BY *VHB (757) 490-0132*  
SUBSURFACE UTILITY BY, DATE

REVISED	STATE	STATE PROJECT		SHEET NO.
		ROUTE	PROJECT	
	VA.		9999-166-294, P101,R201,C501 (UPC 121374), 9999-964-016, P101,R201,C501 (UPC 119599)	17
DESIGN FEATURES RELATING TO CONSTRUCTION OR TO REGULATION AND CONTROL OF TRAFFIC MAY BE SUBJECT TO CHANGE AS DEEMED NECESSARY BY THE DEPARTMENT				
VHB, INC Virginia Beach, Virginia (Roadway Engineer)		VHB, INC Virginia Beach, Virginia (Hydraulic Engineer)		

**LEGEND**

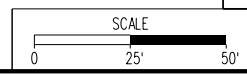
- Denotes Temporary Construction Easement
- Denotes Permanent Construction Easement
- █ Denotes Proposed Full Depth Pavement



VOLUME II PLANS - THESE PLANS ARE UNFINISHED AND UNAPPROVED AND ARE NOT TO BE USED FOR ANY TYPE OF CONSTRUCTION OR THE ACQUISITION OF RIGHT OF WAY



REFERENCES (PROFILES, DETAIL & DRAINAGE DESCRIPTION SHEETS, ETC.)	
Profile	17A
PROJECT	9999-166-294, 9999-964-016,
SHEET NO.	17



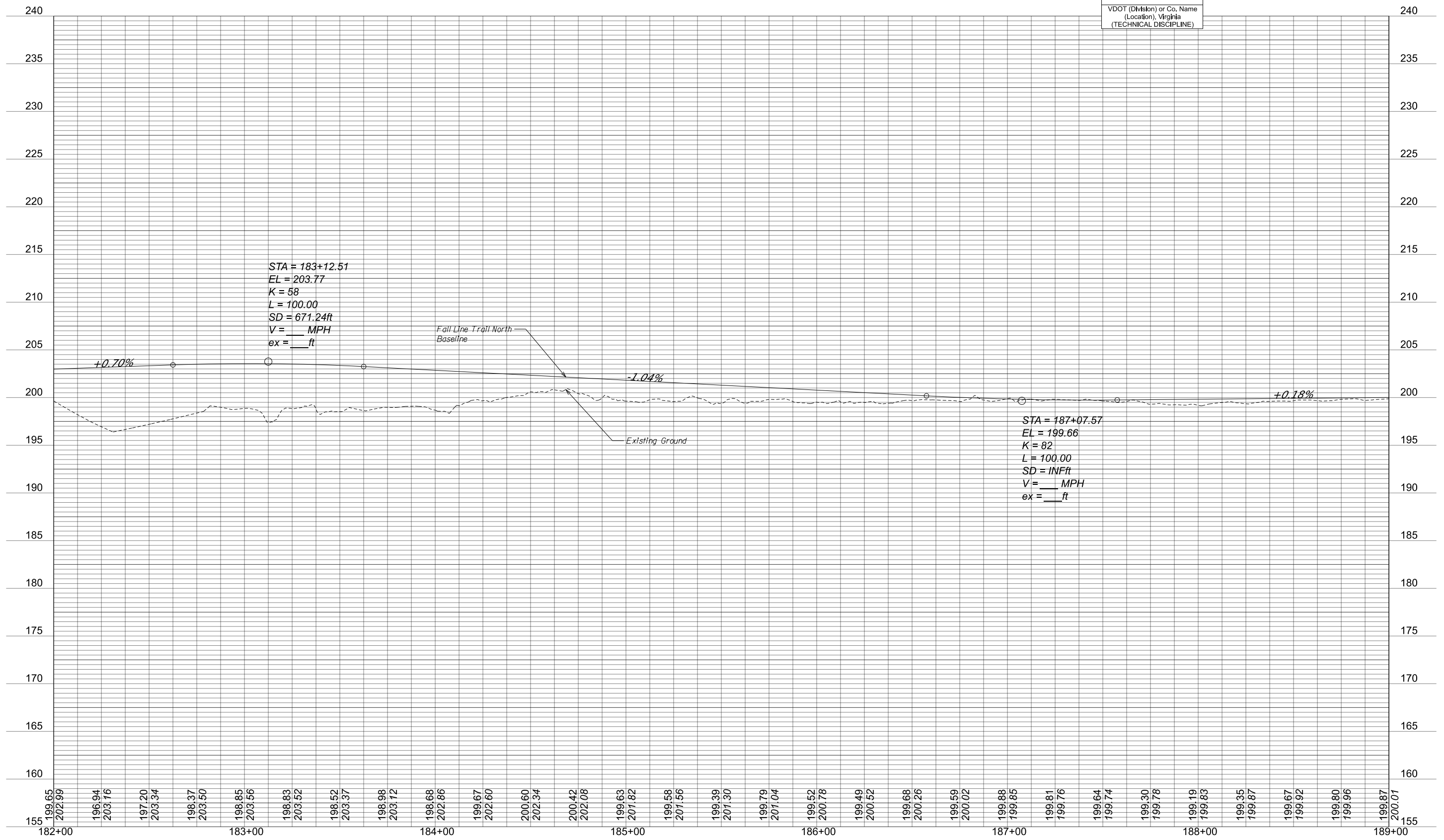


PROJECT MANAGER Iyson Rosser, PE (757) 490-0132  
SURVEYED BY, DATE \_\_\_\_\_  
DESIGN BY VHB (757) 490-0132  
SUBSURFACE UTILITY BY, DATE \_\_\_\_\_



REVISED	STATE	STATE	SHEET NO.
	ROUTE	PROJECT	
	VA.	9999-166-294, P101, R201, C501 (UPC 121374), 9999-964-016, P101, R201, C501 (UPC 119599)	17A
DESIGN FEATURES RELATING TO CONSTRUCTION OR TO REGULATION AND CONTROL OF TRAFFIC MAY BE SUBJECT TO CHANGE AS DEEMED NECESSARY BY THE DEPARTMENT			
VDOT (Division) or Co. Name (Location), Virginia (TECHNICAL DISCIPLINE)			

# FALL LINE TRAIL NORTH PROFILE

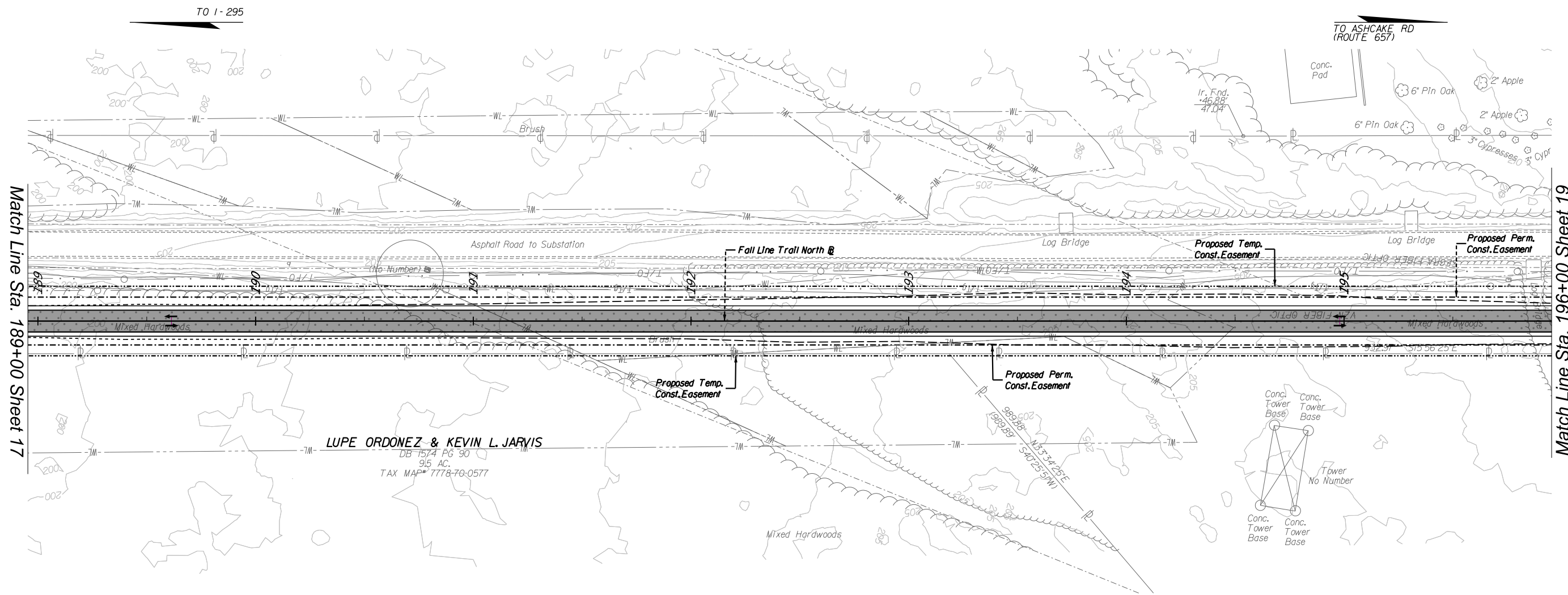


PROJECT MANAGER *Tyson Rosser, PE (757) 490-0132*  
SURVEYED BY, DATE  
DESIGN BY *VHB (757) 490-0132*  
SUBSURFACE UTILITY BY, DATE

REVISED	STATE	ROUTE	STATE PROJECT	SHEET NO.
	VA.		9999-166-294, P101,R201,C501 (UPC 121374), 9999-964-016, P101,R201,C501 (UPC 119599)	
DESIGN FEATURES RELATING TO CONSTRUCTION OR TO REGULATION AND CONTROL OF TRAFFIC MAY BE SUBJECT TO CHANGE AS DEEMED NECESSARY BY THE DEPARTMENT				
VHB, INC Virginia Beach, Virginia (Roadway Engineer)		VHB, INC Virginia Beach, Virginia (Hydraulic Engineer)		

**LEGEND**

- Denotes Temporary Construction Easement
- Denotes Permanent Construction Easement
- █ Denotes Proposed Full Depth Pavement

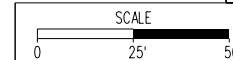


Match Line Sta. 189+00 Sheet 17

Match Line Sta. 196+00 Sheet 19

**LUPE ORDONEZ & KEVIN L. JARVIS**  
DB 1574 P6 90  
9.5 AC.  
TAX MAP 7778-70-0577

VOLUME II PLANS - THESE PLANS ARE UNFINISHED AND UNAPPROVED  
AND ARE NOT TO BE USED FOR ANY TYPE OF CONSTRUCTION OR THE ACQUISITION OF RIGHT OF WAY



REFERENCES  
(PROFILES, DETAIL & DRAINAGE DESCRIPTION SHEETS, ETC.)

Profile 18A

PROJECT	9999-166-294, 9999-964-016,
SHEET NO.	18

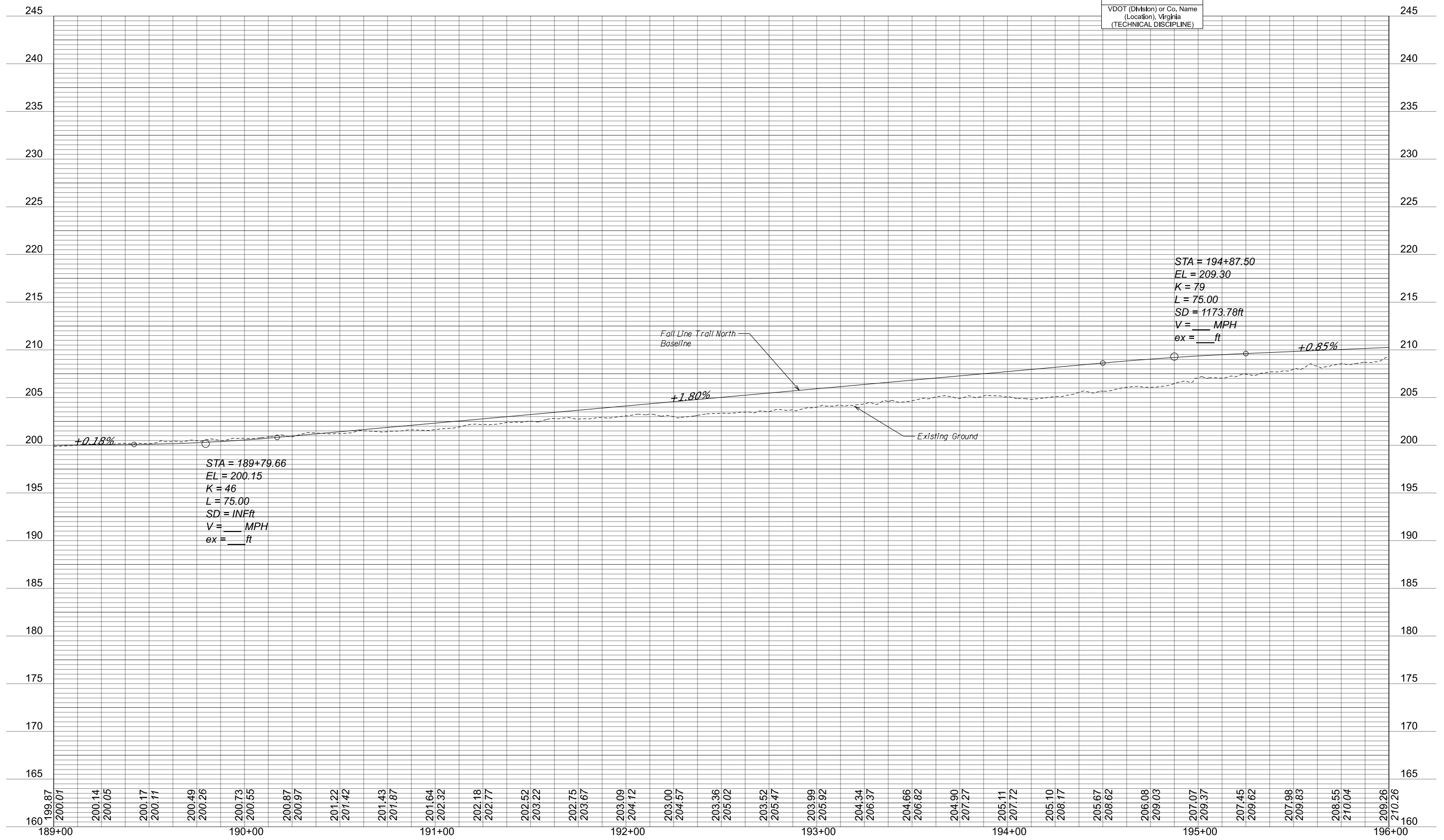


REVISED	STATE	ROUTE	STATE PROJECT	SHEET NO.
	VA.		9999-166-294, P101, R201, C501 (UPC 121374), 9999-964-016, P101, R201, C501 (UPC 119599)	18A

DESIGN FEATURES RELATING TO CONSTRUCTION OR TO REGULATION AND CONTROL OF TRAFFIC MAY BE SUBJECT TO CHANGE AS DEEMED NECESSARY BY THE DEPARTMENT

VDOT (Division) or Co. Name  
 (Location), Virginia  
 (TECHNICAL DISCIPLINE)

# FALL LINE TRAIL NORTH PROFILE

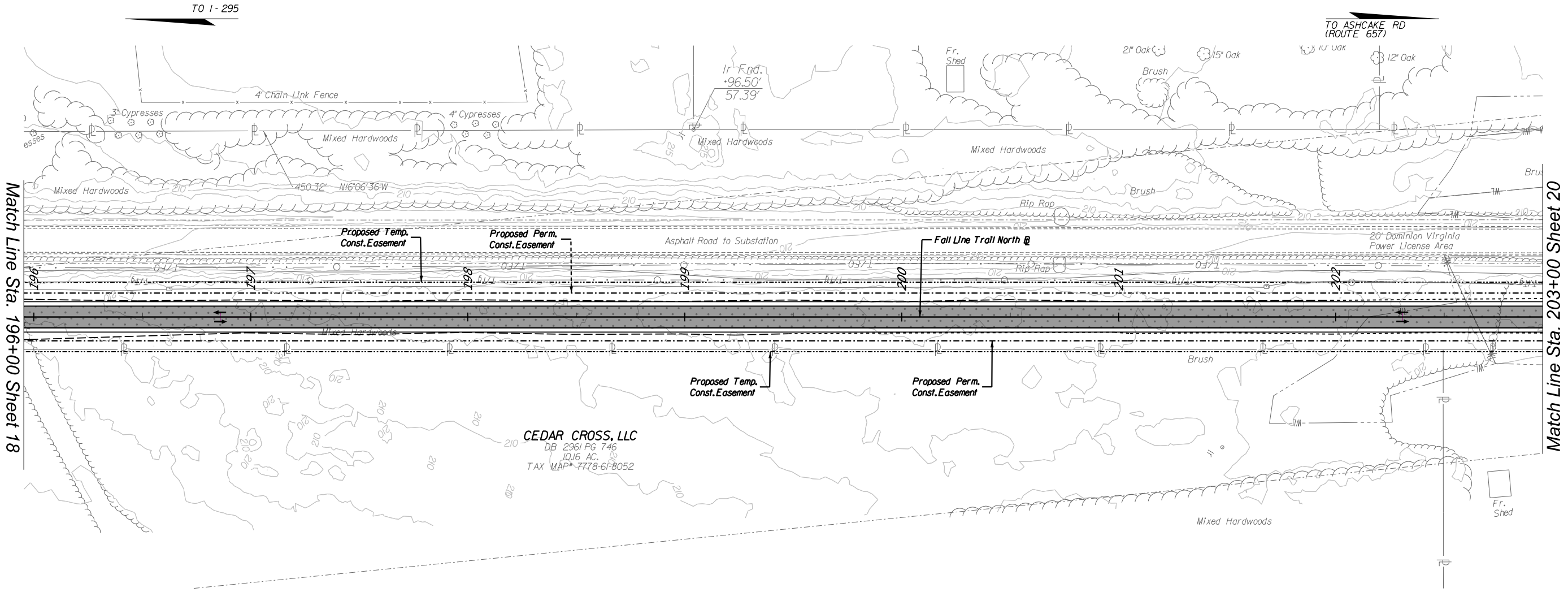


PROJECT MANAGER *Jysan Rosser, PE (157) 490-0132*  
SURVEYED BY, DATE  
DESIGN BY *VHB (157) 490-0132*  
SUBSURFACE UTILITY BY, DATE

REVISED	STATE	ROUTE	STATE PROJECT	SHEET NO.
	VA.		9999-166-294, P101,R201,C501 (UPC 121374), 9999-964-016, P101,R201,C501 (UPC 119599)	
DESIGN FEATURES RELATING TO CONSTRUCTION OR TO REGULATION AND CONTROL OF TRAFFIC MAY BE SUBJECT TO CHANGE AS DEEMED NECESSARY BY THE DEPARTMENT				
VHB, INC Virginia Beach, Virginia (Roadway Engineer)		VHB, INC Virginia Beach, Virginia (Hydraulic Engineer)		

**LEGEND**

- Denotes Temporary Construction Easement
- Denotes Permanent Construction Easement
- █ Denotes Proposed Full Depth Pavement



VOLUME II PLANS - THESE PLANS ARE UNFINISHED AND UNAPPROVED AND ARE NOT TO BE USED FOR ANY TYPE OF CONSTRUCTION OR THE ACQUISITION OF RIGHT OF WAY



REFERENCES (PROFILES, DETAIL & DRAINAGE DESCRIPTION SHEETS, ETC.)

Profile 19A

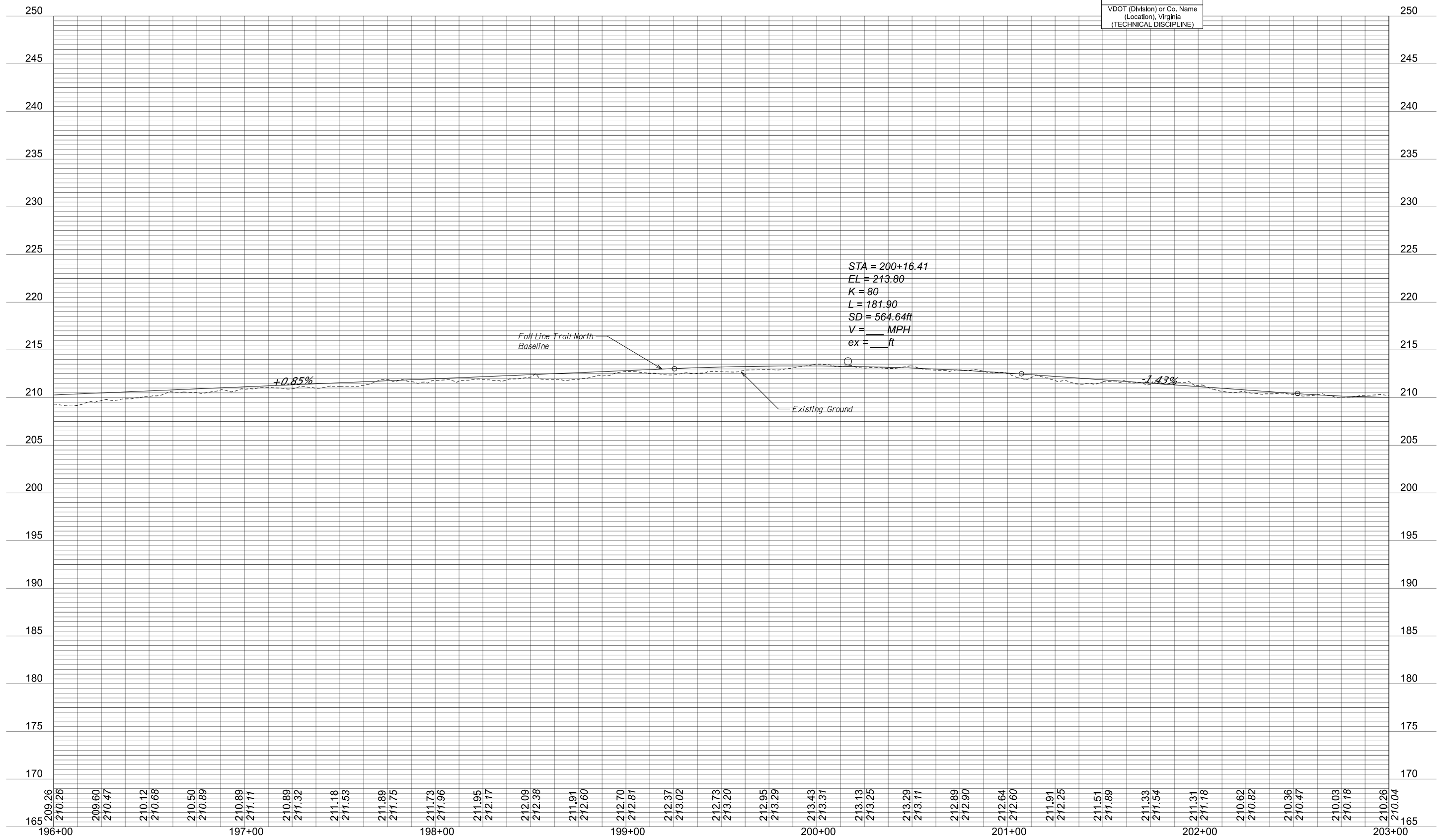
SCALE 0 25' 50'	PROJECT 9999-166-294, 9999-964-016,	SHEET NO. 19
--------------------	---	-----------------

PROJECT MANAGER Iyson Rosser, PE (757) 490-0132  
SURVEYED BY, DATE \_\_\_\_\_  
DESIGN BY VHB (757) 490-0132  
SUBSURFACE UTILITY BY, DATE \_\_\_\_\_



REVISED	STATE	STATE	SHEET NO.
	ROUTE	PROJECT	
	VA.	9999-166-294, P101, R201, C501 (UPC 121374), 9999-964-016, P101, R201, C501 (UPC 119599)	19A
DESIGN FEATURES RELATING TO CONSTRUCTION OR TO REGULATION AND CONTROL OF TRAFFIC MAY BE SUBJECT TO CHANGE AS DEEMED NECESSARY BY THE DEPARTMENT			
VDOT (Division) or Co. Name (Location), Virginia (TECHNICAL DISCIPLINE)			

# FALL LINE TRAIL NORTH PROFILE

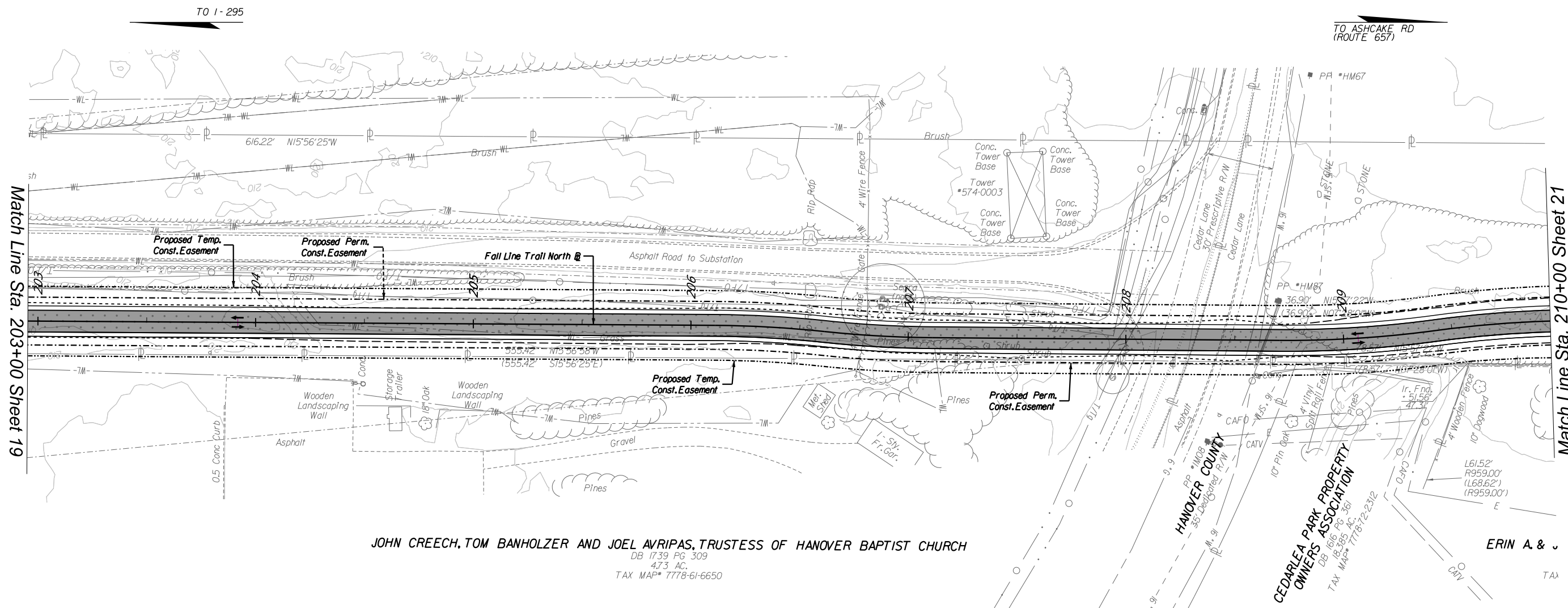


PROJECT MANAGER *Tyson Rosser, PE (157) 490-0132*  
SURVEYED BY, DATE  
DESIGN BY *VHB (157) 490-0132*  
SUBSURFACE UTILITY BY, DATE

REVISED	STATE	ROUTE	STATE PROJECT	SHEET NO.
	VA.		9999-166-294, P101,R201,C501 (UPC 121374), 9999-964-016, P101,R201,C501 (UPC 119599)	
DESIGN FEATURES RELATING TO CONSTRUCTION OR TO REGULATION AND CONTROL OF TRAFFIC MAY BE SUBJECT TO CHANGE AS DEEMED NECESSARY BY THE DEPARTMENT				
VHB, INC Virginia Beach, Virginia (Roadway Engineer)		VHB, INC Virginia Beach, Virginia (Hydraulic Engineer)		

**LEGEND**

- Denotes Temporary Construction Easement
- Denotes Permanent Construction Easement
- █ Denotes Proposed Full Depth Pavement



JOHN CREECH, TOM BANHOLZER AND JOEL AVRIPAS, TRUSTEES OF HANOVER BAPTIST CHURCH  
DB 1739 PG. 309  
4.73 AC.  
TAX MAP# 7778-61-6650

CEDARLEA PARK PROPERTY OWNERS ASSOCIATION  
DB 1616 PG. 361  
TAX MAP# 7778-72-2312

ERIN A. & J. TA

VOLUME II PLANS - THESE PLANS ARE UNFINISHED AND UNAPPROVED AND ARE NOT TO BE USED FOR ANY TYPE OF CONSTRUCTION OR THE ACQUISITION OF RIGHT OF WAY



REFERENCES (PROFILES, DETAIL & DRAINAGE DESCRIPTION SHEETS, ETC.)

Profile 20A

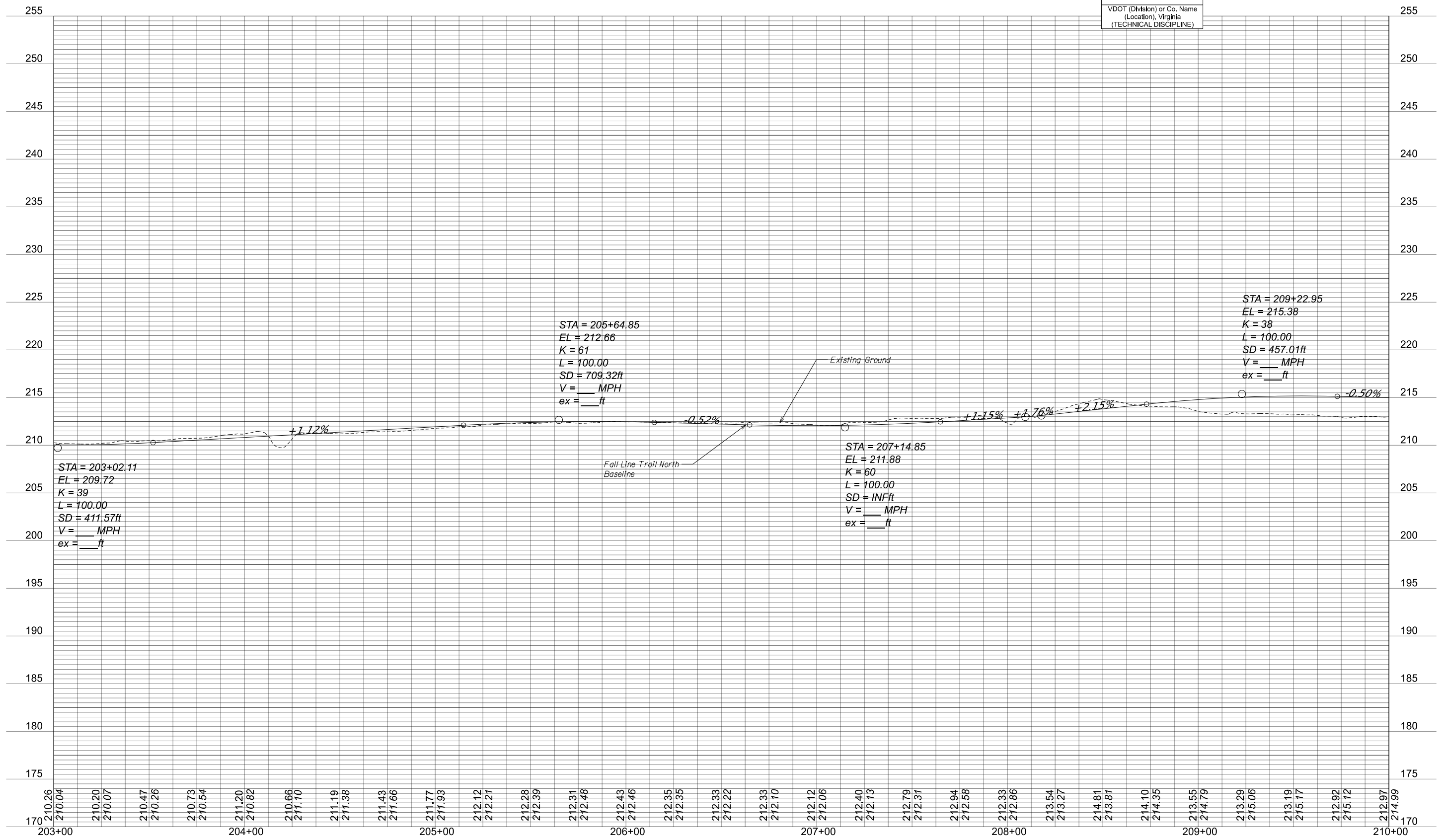
SCALE	PROJECT	SHEET NO.
0 25' 50'	9999-166-294, 9999-964-016,	20

PROJECT MANAGER Iyson Rosser, PE (757) 490-0132  
SURVEYED BY, DATE \_\_\_\_\_  
DESIGN BY VHB (757) 490-0132  
SUBSURFACE UTILITY BY, DATE \_\_\_\_\_



REVISED	STATE	ROUTE	STATE PROJECT	SHEET NO.
	VA.		9999-166-294, P101, R201, C501 (UPC 121374), 9999-964-016, P101, R201, C501 (UPC 119599)	
DESIGN FEATURES RELATING TO CONSTRUCTION OR TO REGULATION AND CONTROL OF TRAFFIC MAY BE SUBJECT TO CHANGE AS DEEMED NECESSARY BY THE DEPARTMENT				
VDOT (Division) or Co. Name (Location), Virginia (TECHNICAL DISCIPLINE)				

# FALL LINE TRAIL NORTH PROFILE

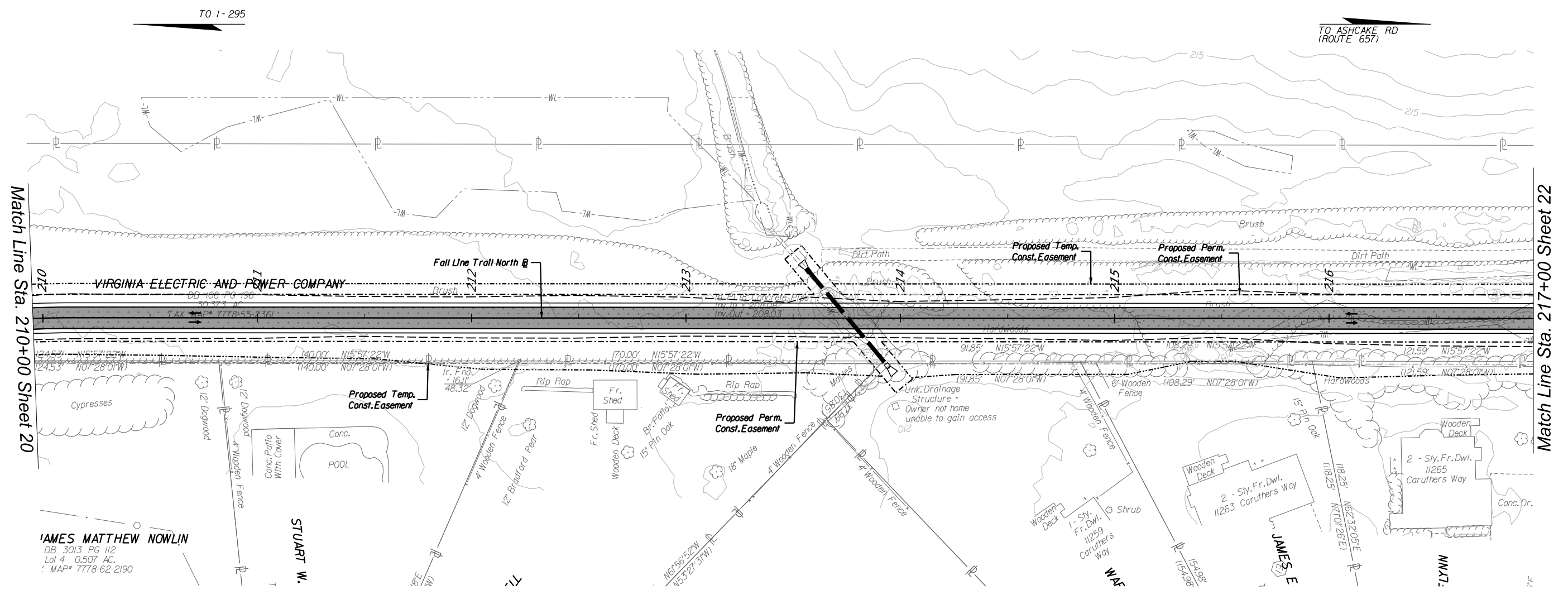


PROJECT MANAGER *Jysan Rosser, PE (757) 490-0132*  
SURVEYED BY, DATE  
DESIGN BY *VHB (757) 490-0132*  
SUBSURFACE UTILITY BY, DATE

REVISED	STATE	ROUTE	STATE PROJECT	SHEET NO.
	VA.		9999-166-294, P101,R201,C501 (UPC 121374), 9999-964-016, P101,R201,C501 (UPC 119599)	
DESIGN FEATURES RELATING TO CONSTRUCTION OR TO REGULATION AND CONTROL OF TRAFFIC MAY BE SUBJECT TO CHANGE AS DEEMED NECESSARY BY THE DEPARTMENT				
VHB, INC Virginia Beach, Virginia (Roadway Engineer)		VHB, INC Virginia Beach, Virginia (Hydraulic Engineer)		

**LEGEND**

- Denotes Temporary Construction Easement
- Denotes Permanent Construction Easement
- █ Denotes Proposed Full Depth Pavement



VOLUME II PLANS - THESE PLANS ARE UNFINISHED AND UNAPPROVED AND ARE NOT TO BE USED FOR ANY TYPE OF CONSTRUCTION OR THE ACQUISITION OF RIGHT OF WAY



REFERENCES (PROFILES, DETAIL & DRAINAGE DESCRIPTION SHEETS, ETC.)

Profile	2/A
---------	-----

SCALE	PROJECT	SHEET NO.
0 25' 50'	9999-166-294, 9999-964-016,	21

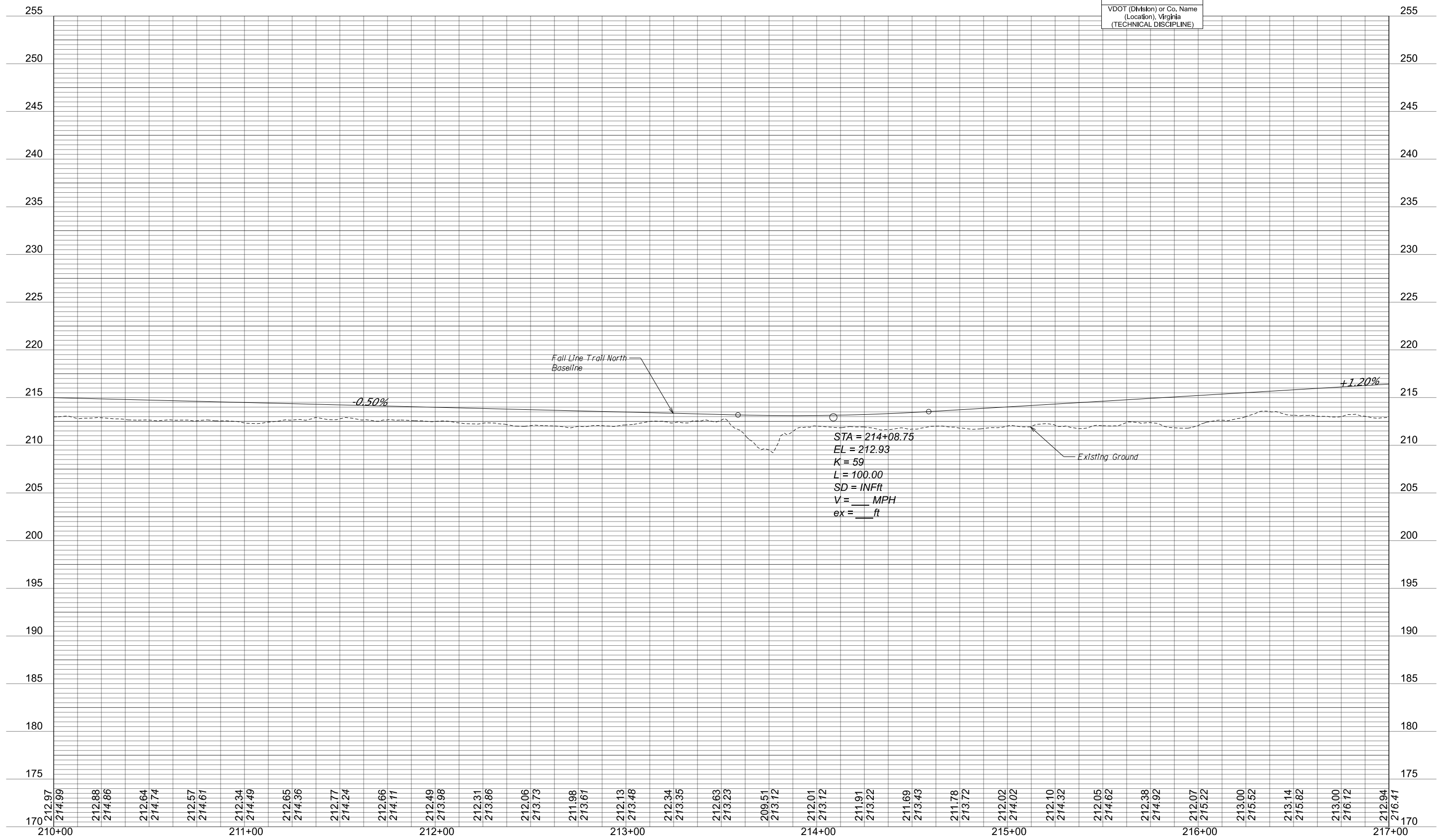


PROJECT MANAGER Iyson Rosser, PE (757) 490-0132  
SURVEYED BY, DATE \_\_\_\_\_  
DESIGN BY VHB (757) 490-0132  
SUBSURFACE UTILITY BY, DATE \_\_\_\_\_



REVISED	STATE	STATE	SHEET NO.
	ROUTE	PROJECT	
	VA.	9999-166-294, P101, R201, C501 (UPC 121374), 9999-964-016, P101, R201, C501 (UPC 119599)	21A
DESIGN FEATURES RELATING TO CONSTRUCTION OR TO REGULATION AND CONTROL OF TRAFFIC MAY BE SUBJECT TO CHANGE AS DEEMED NECESSARY BY THE DEPARTMENT			
VDOT (Division) or Co. Name (Location), Virginia (TECHNICAL DISCIPLINE)			

# FALL LINE TRAIL NORTH PROFILE

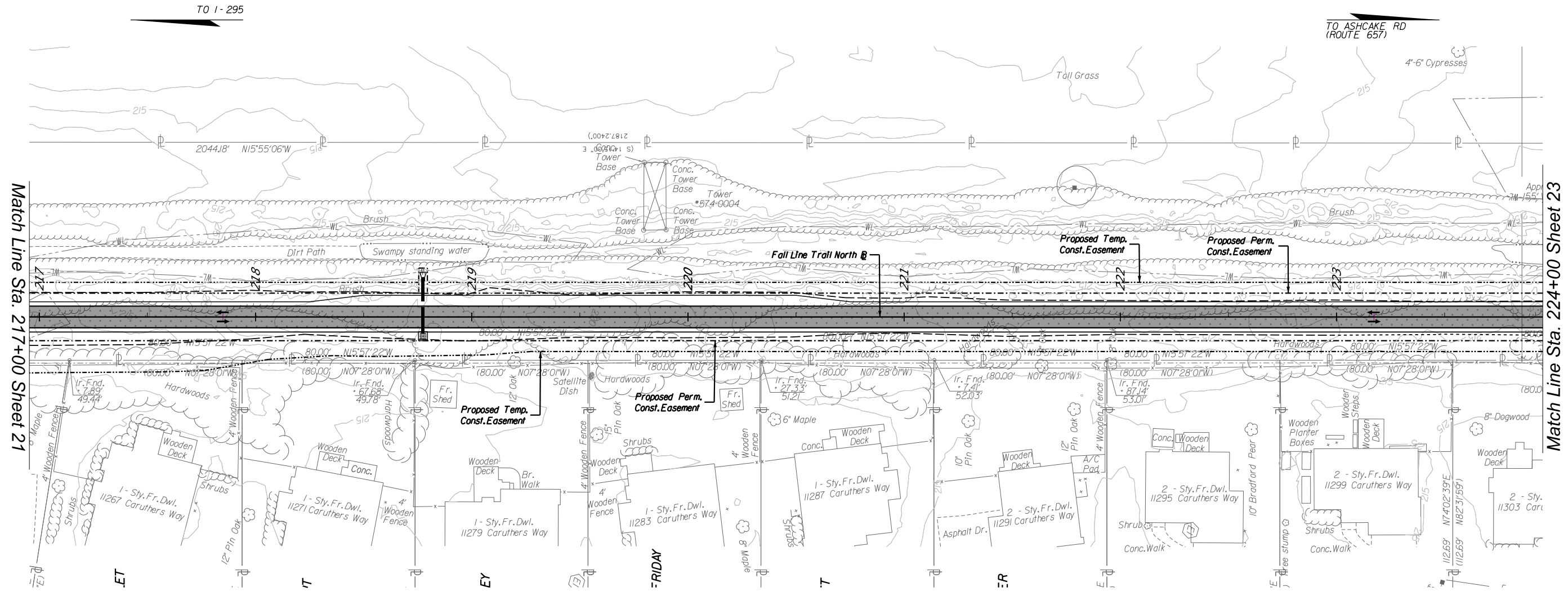


PROJECT MANAGER *Jysan Rosser, PE (157) 490-0132*  
 SURVEYED BY, DATE  
 DESIGN BY *VHB (157) 490-0132*  
 SUBSURFACE UTILITY BY, DATE

REVISED	STATE	ROUTE	STATE	SHEET NO.
			PROJECT	
	VA.		9999-166-294, P101,R201,C501 (UPC 121374), 9999-964-016, P101,R201,C501 (UPC 119599)	22
DESIGN FEATURES RELATING TO CONSTRUCTION OR TO REGULATION AND CONTROL OF TRAFFIC MAY BE SUBJECT TO CHANGE AS DEEMED NECESSARY BY THE DEPARTMENT				
VHB, INC Virginia Beach, Virginia (Roadway Engineer)		VHB, INC Virginia Beach, Virginia (Hydraulic Engineer)		

**LEGEND**

- Denotes Temporary Construction Easement
- Denotes Permanent Construction Easement
- █ Denotes Proposed Full Depth Pavement



VOLUME II PLANS - THESE PLANS ARE UNFINISHED AND UNAPPROVED  
 AND ARE NOT TO BE USED FOR ANY TYPE OF CONSTRUCTION OR THE ACQUISITION OF RIGHT OF WAY



REFERENCES (PROFILES, DETAIL & DRAINAGE DESCRIPTION SHEETS, ETC.)	
Profile	22A
SCALE 0 25' 50'	PROJECT 9999-166-294, 9999-964-016,
	SHEET NO. 22

PROJECT MANAGER Iyson Rosser, PE (757) 490-0132  
SURVEYED BY, DATE \_\_\_\_\_  
DESIGN BY VHB (757) 490-0132  
SUBSURFACE UTILITY BY, DATE \_\_\_\_\_

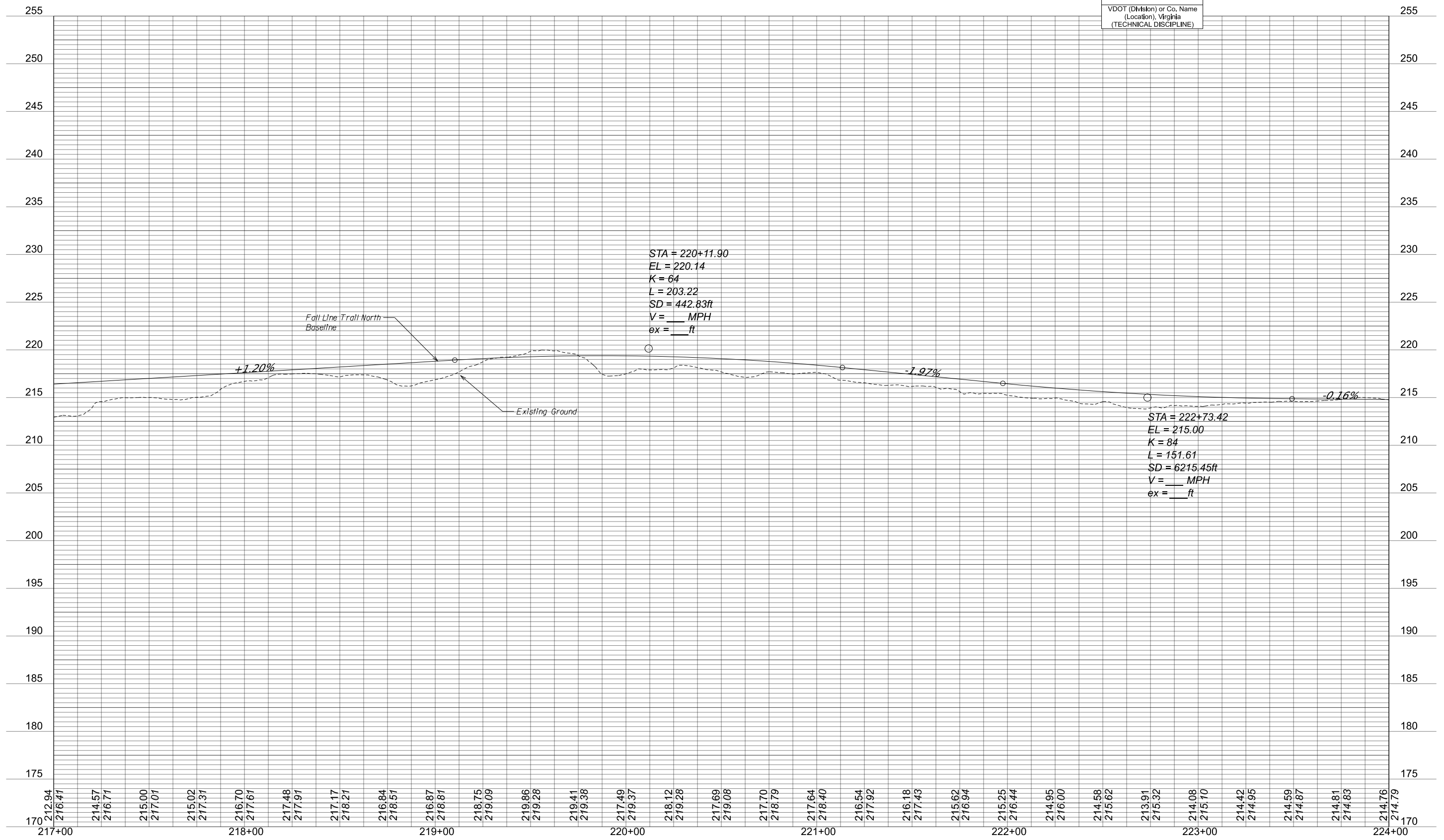


REVISED	STATE	STATE	SHEET NO.
	ROUTE	PROJECT	
	VA.	9999-166-294, PI01,R201,C501 (UPC 121374), 9999-964-016, PI01,R201,C501 (UPC 119599)	22A

DESIGN FEATURES RELATING TO CONSTRUCTION OR TO REGULATION AND CONTROL OF TRAFFIC MAY BE SUBJECT TO CHANGE AS DEEMED NECESSARY BY THE DEPARTMENT

VDOT (Division) or Co. Name (Location), Virginia (TECHNICAL DISCIPLINE)

# FALL LINE TRAIL NORTH PROFILE

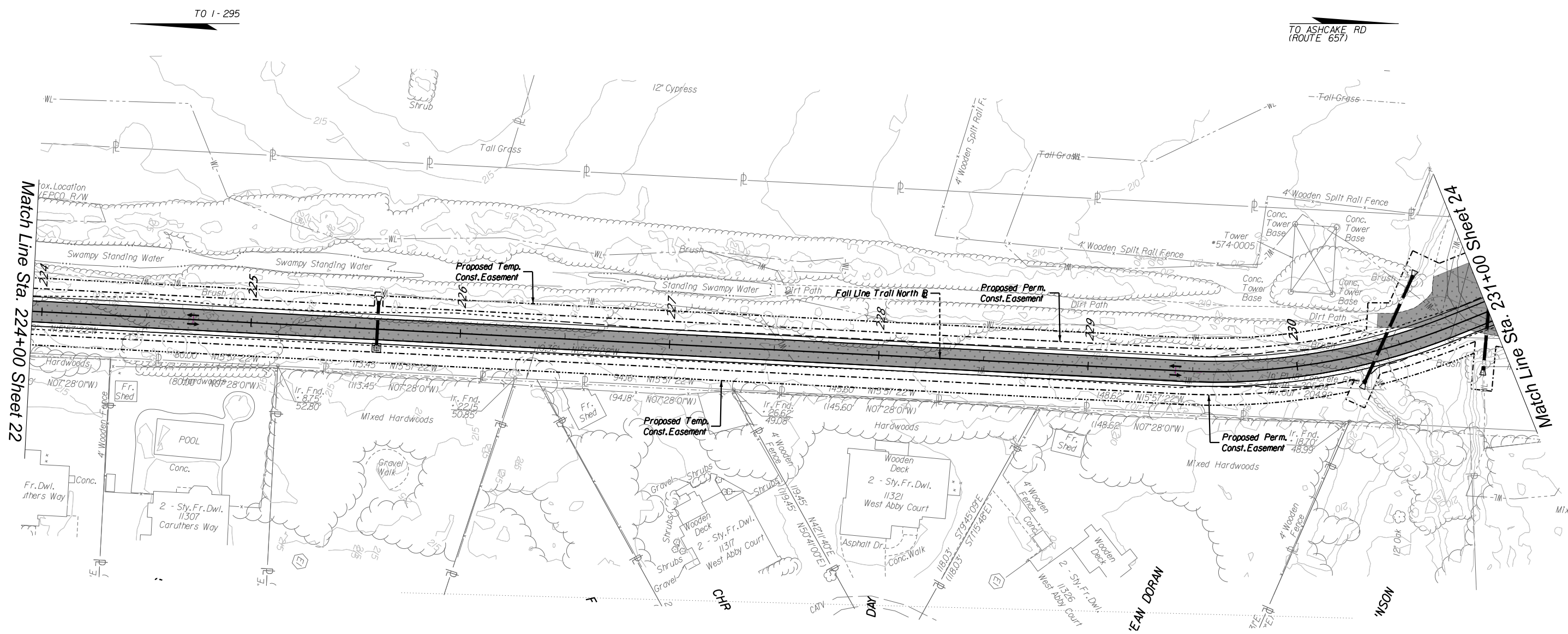


PROJECT MANAGER Tysan Rosser, PE (757) 490-0132  
SURVEYED BY, DATE  
DESIGN BY VHB (757) 490-0132  
SUBSURFACE UTILITY BY, DATE

REVISED	STATE	ROUTE	STATE PROJECT	SHEET NO.
	VA.		9999-166-294, P101,R201,C501 (UPC 121374), 9999-964-016, P101,R201,C501 (UPC 119599)	
DESIGN FEATURES RELATING TO CONSTRUCTION OR TO REGULATION AND CONTROL OF TRAFFIC MAY BE SUBJECT TO CHANGE AS DEEMED NECESSARY BY THE DEPARTMENT				
VHB, INC Virginia Beach, Virginia (Roadway Engineer)		VHB, INC Virginia Beach, Virginia (Hydraulic Engineer)		

**LEGEND**

- Denotes Temporary Construction Easement
- Denotes Permanent Construction Easement
- █ Denotes Proposed Full Depth Pavement



VOLUME II PLANS - THESE PLANS ARE UNFINISHED AND UNAPPROVED AND ARE NOT TO BE USED FOR ANY TYPE OF CONSTRUCTION OR THE ACQUISITION OF RIGHT OF WAY



REFERENCES  
(PROFILES, DETAIL & DRAINAGE DESCRIPTION SHEETS, ETC.)

Profile 23A

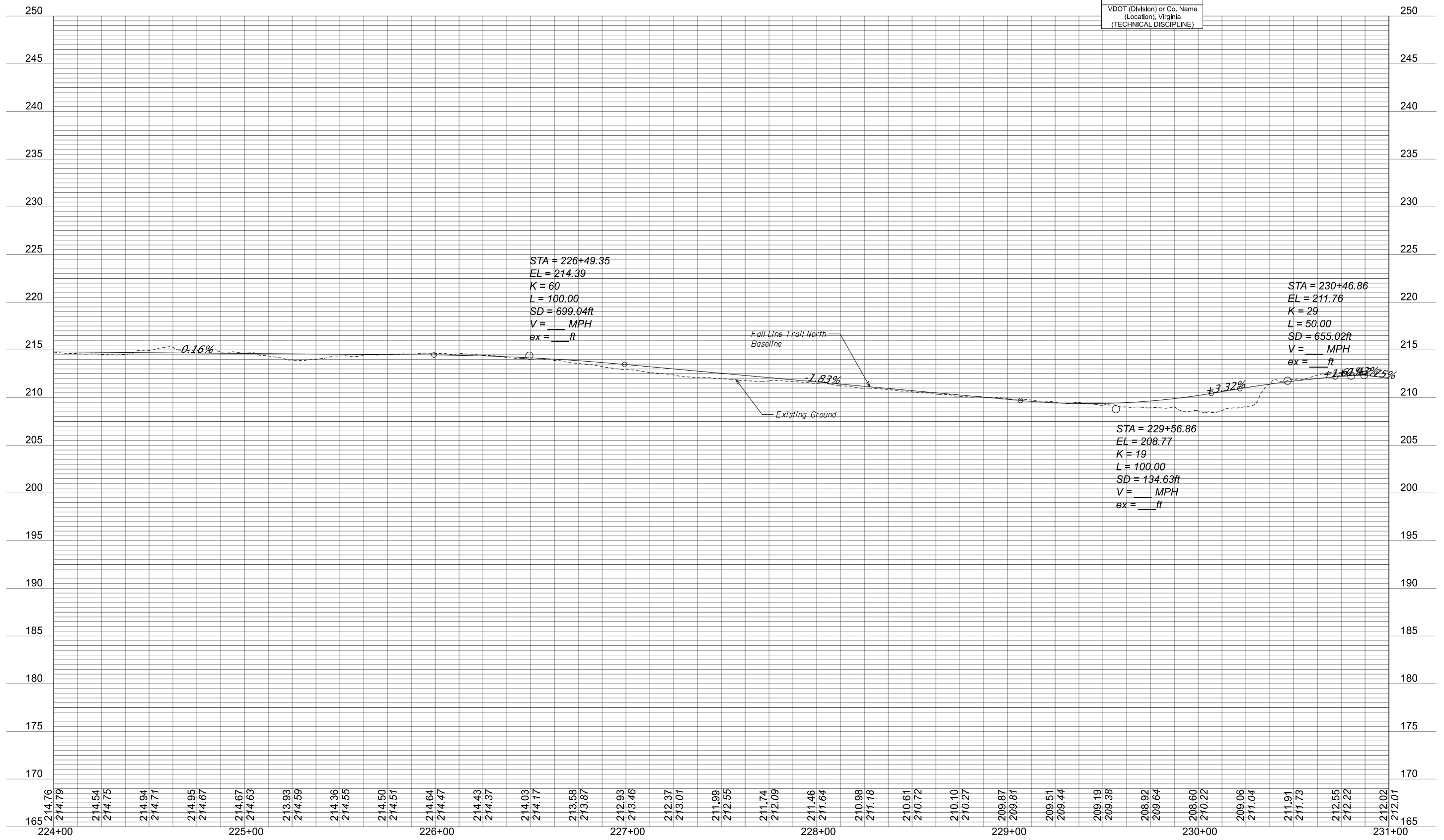
SCALE	PROJECT	SHEET NO.
0 25' 50'	9999-166-294, 9999-964-016,	23

PROJECT MANAGER Iyson Rosser, PE (757) 490-0132  
SURVEYED BY, DATE \_\_\_\_\_  
DESIGN BY VHB (757) 490-0132  
SUBSURFACE UTILITY BY, DATE \_\_\_\_\_



REVISED	STATE	STATE	SHEET NO.
	ROUTE	PROJECT	
	VA.	9999-166-294, PI01,R201,C501 (UPC 121374), 9999-964-016, PI01,R201,C501 (UPC 119599)	23A
DESIGN FEATURES RELATING TO CONSTRUCTION OR TO REGULATION AND CONTROL OF TRAFFIC MAY BE SUBJECT TO CHANGE AS DEEMED NECESSARY BY THE DEPARTMENT			
VDOT (Division) or Co. Name (Location), Virginia (TECHNICAL DISCIPLINE)			

# FALL LINE TRAIL NORTH PROFILE

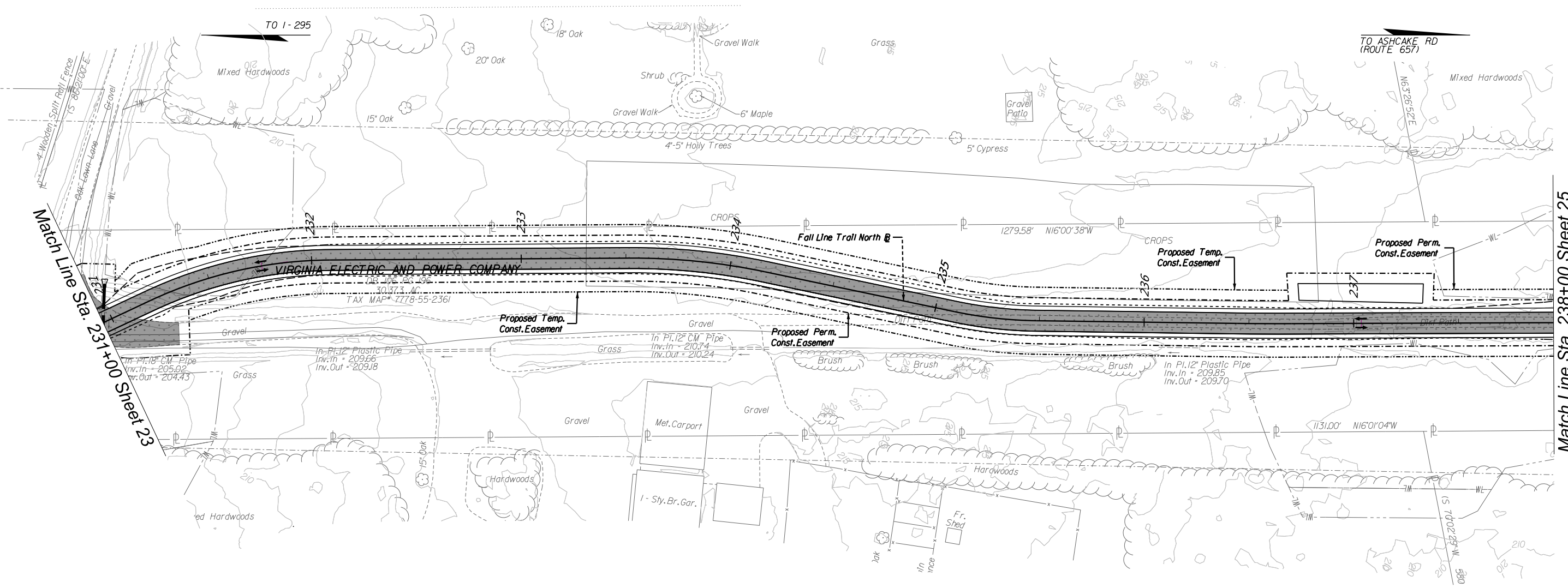


PROJECT MANAGER *Jysan Rosser, PE (757) 490-0132*  
 SURVEYED BY, DATE  
 DESIGN BY *VHB (757) 490-0132*  
 SUBSURFACE UTILITY BY, DATE

REVISED	STATE	ROUTE	STATE PROJECT	SHEET NO.
	VA.		9999-166-294, P101,R201,C501 (UPC 121374), 9999-964-016, P101,R201,C501 (UPC 119599)	
DESIGN FEATURES RELATING TO CONSTRUCTION OR TO REGULATION AND CONTROL OF TRAFFIC MAY BE SUBJECT TO CHANGE AS DEEMED NECESSARY BY THE DEPARTMENT				
VHB, INC Virginia Beach, Virginia (Roadway Engineer)		VHB, INC Virginia Beach, Virginia (Hydraulic Engineer)		

**LEGEND**

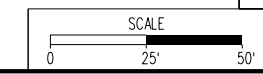
- Denotes Temporary Construction Easement
- Denotes Permanent Construction Easement
- █ Denotes Proposed Full Depth Pavement



VOLUME II PLANS - THESE PLANS ARE UNFINISHED AND UNAPPROVED  
 AND ARE NOT TO BE USED FOR ANY TYPE OF CONSTRUCTION OR THE ACQUISITION OF RIGHT OF WAY



REFERENCES (PROFILES, DETAIL & DRAINAGE DESCRIPTION SHEETS, ETC.)	
Profile	24A
PROJECT 9999-166-294, 9999-964-016,	SHEET NO. 24



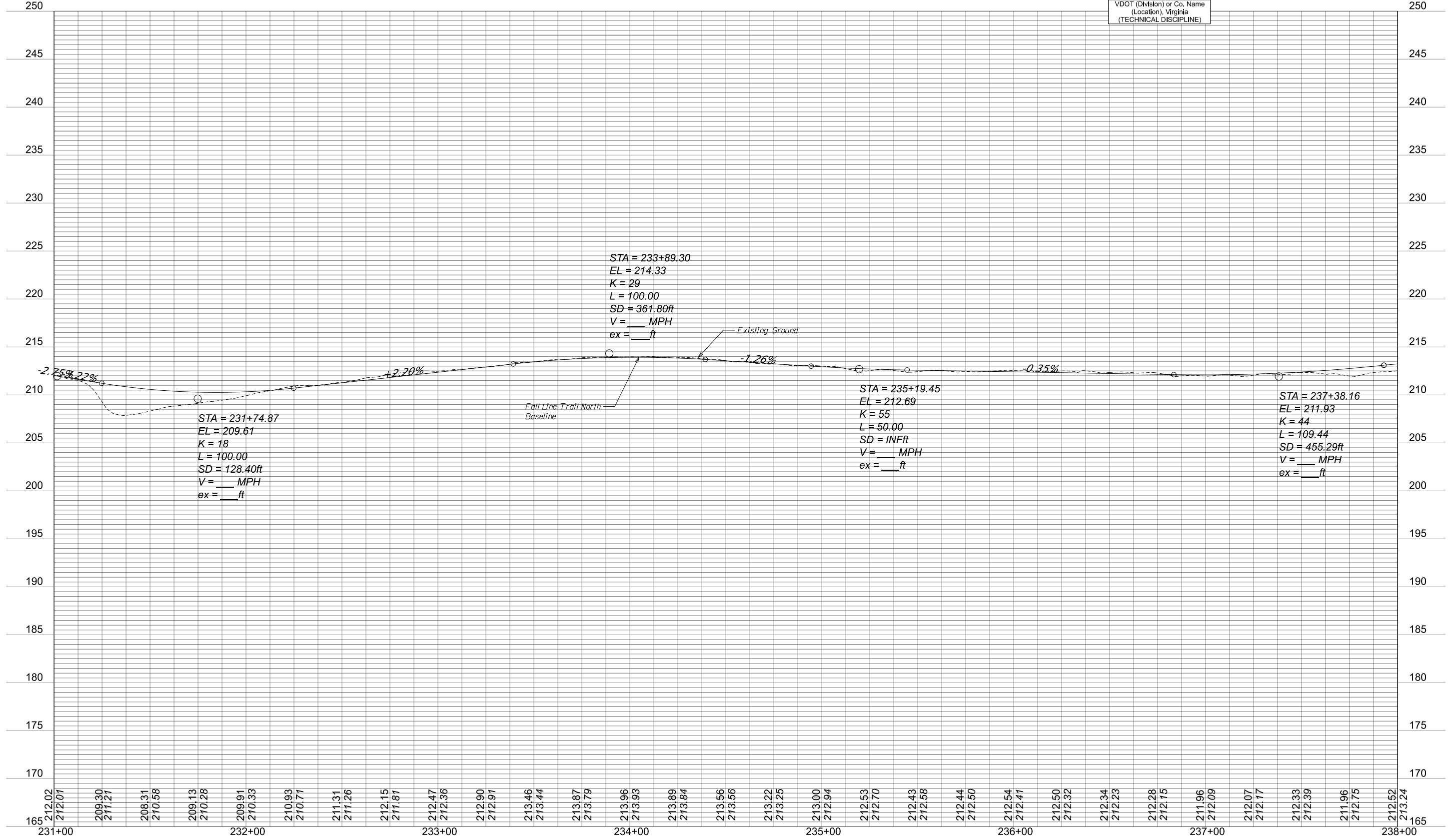


REVISED	STATE	ROUTE	STATE PROJECT	SHEET NO.
	VA.		9999-166-294, P101, R201, C501 (UPC 121374), 9999-964-016, P101, R201, C501 (UPC 119599)	24A

DESIGN FEATURES RELATING TO CONSTRUCTION OR TO REGULATION AND CONTROL OF TRAFFIC MAY BE SUBJECT TO CHANGE AS DEEMED NECESSARY BY THE DEPARTMENT

VDOT (Division) or Co. Name  
(Location), Virginia  
(TECHNICAL DISCIPLINE)

# FALL LINE TRAIL NORTH PROFILE

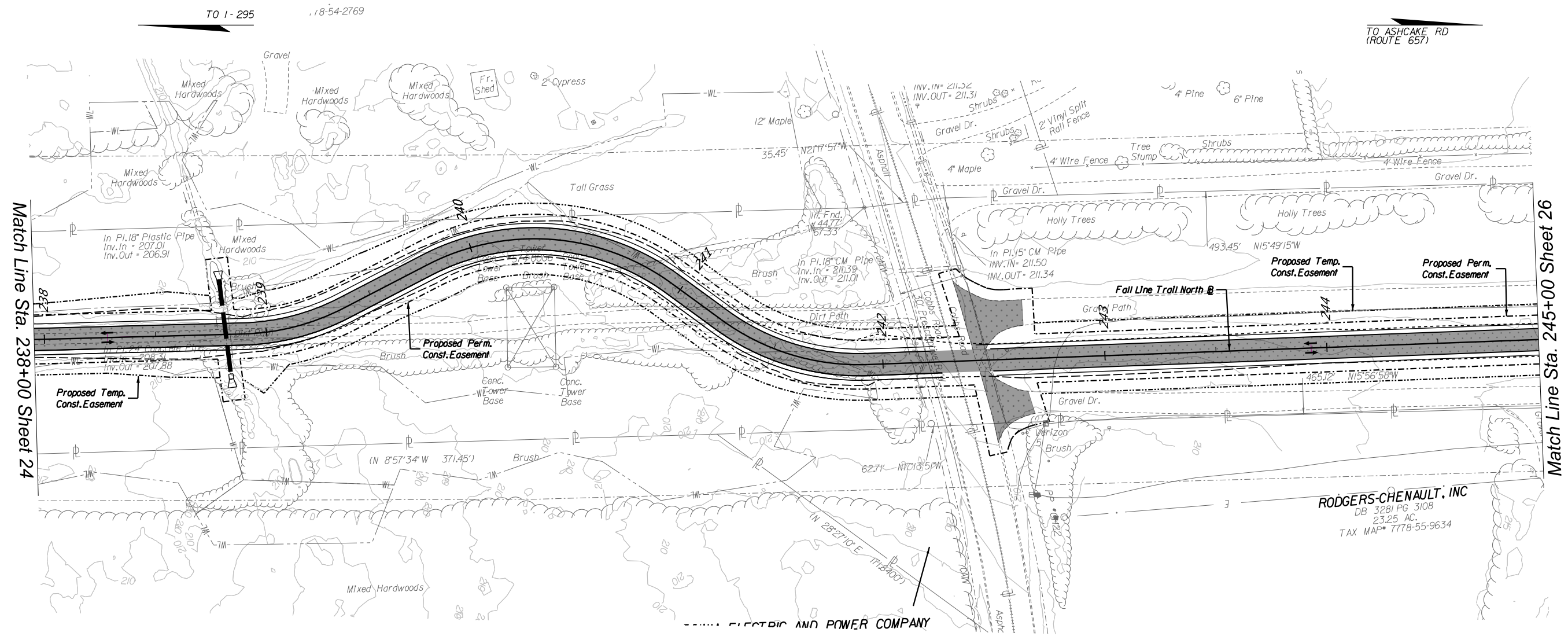


PROJECT MANAGER *Tyson Rosser, PE (757) 490-0132*  
 SURVEYED BY, DATE  
 DESIGN BY *VHB (757) 490-0132*  
 SUBSURFACE UTILITY BY, DATE

REVISED	STATE	STATE PROJECT		SHEET NO.
		ROUTE	PROJECT	
	VA.		9999-166-294, P101,R201,C501 (UPC 121374), 9999-964-016, P101,R201,C501 (UPC 119599)	25
DESIGN FEATURES RELATING TO CONSTRUCTION OR TO REGULATION AND CONTROL OF TRAFFIC MAY BE SUBJECT TO CHANGE AS DEEMED NECESSARY BY THE DEPARTMENT				
VHB, INC Virginia Beach, Virginia (Roadway Engineer)		VHB, INC Virginia Beach, Virginia (Hydraulic Engineer)		

**LEGEND**

- Denotes Temporary Construction Easement
- Denotes Permanent Construction Easement
- █ Denotes Proposed Full Depth Pavement



Match Line Sta. 238+00 Sheet 24

Match Line Sta. 245+00 Sheet 26

RODGERS-CHENAULT, INC  
 DB 3281 PG 3108  
 23.25 AC.  
 TAX MAP# 7778-55-9634

ALLAN MYERS AND POWER COMPANY

VOLUME II PLANS - THESE PLANS ARE UNFINISHED AND UNAPPROVED  
 AND ARE NOT TO BE USED FOR ANY TYPE OF CONSTRUCTION OR THE ACQUISITION OF RIGHT OF WAY



REFERENCES  
 (PROFILES, DETAIL & DRAINAGE  
 DESCRIPTION SHEETS, ETC.)

Profile 25A

SCALE 0 25' 50'	PROJECT 9999-166-294, 9999-964-016,	SHEET NO. 25
--------------------	---	-----------------



PROJECT MANAGER Iyson Rosser, PE (757) 490-0132  
SURVEYED BY, DATE \_\_\_\_\_  
DESIGN BY VHB (757) 490-0132  
SUBSURFACE UTILITY BY, DATE \_\_\_\_\_

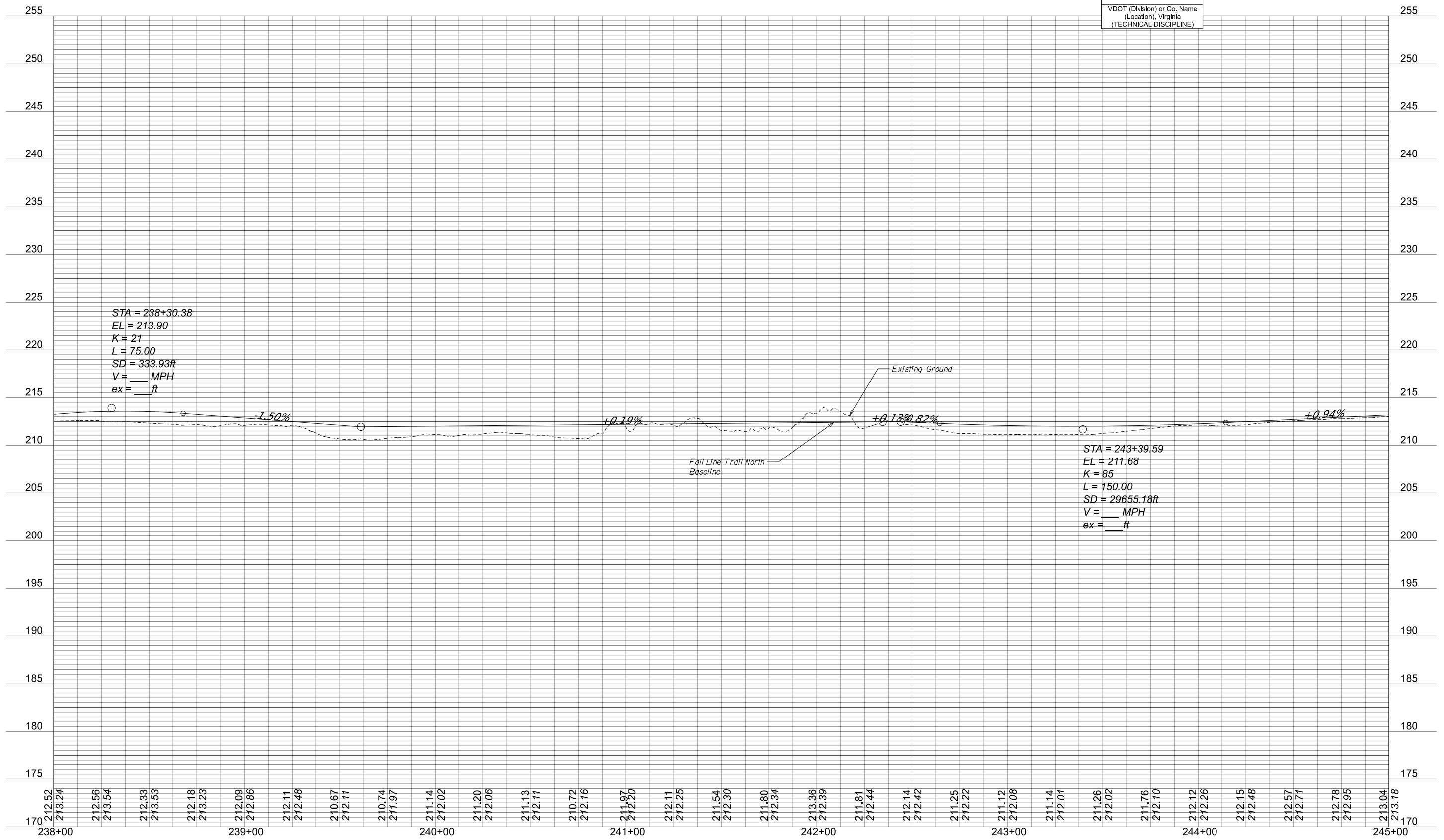


REVISED	STATE	ROUTE	STATE PROJECT	SHEET NO.
	VA.		9999-166-294, P101, R201, C501 (UPC 121374), 9999-964-016, P101, R201, C501 (UPC 119599)	25A

DESIGN FEATURES RELATING TO CONSTRUCTION OR TO REGULATION AND CONTROL OF TRAFFIC MAY BE SUBJECT TO CHANGE AS DEEMED NECESSARY BY THE DEPARTMENT

VDOT (Division) or Co. Name (Location), Virginia (TECHNICAL DISCIPLINE)

# FALL LINE TRAIL NORTH PROFILE

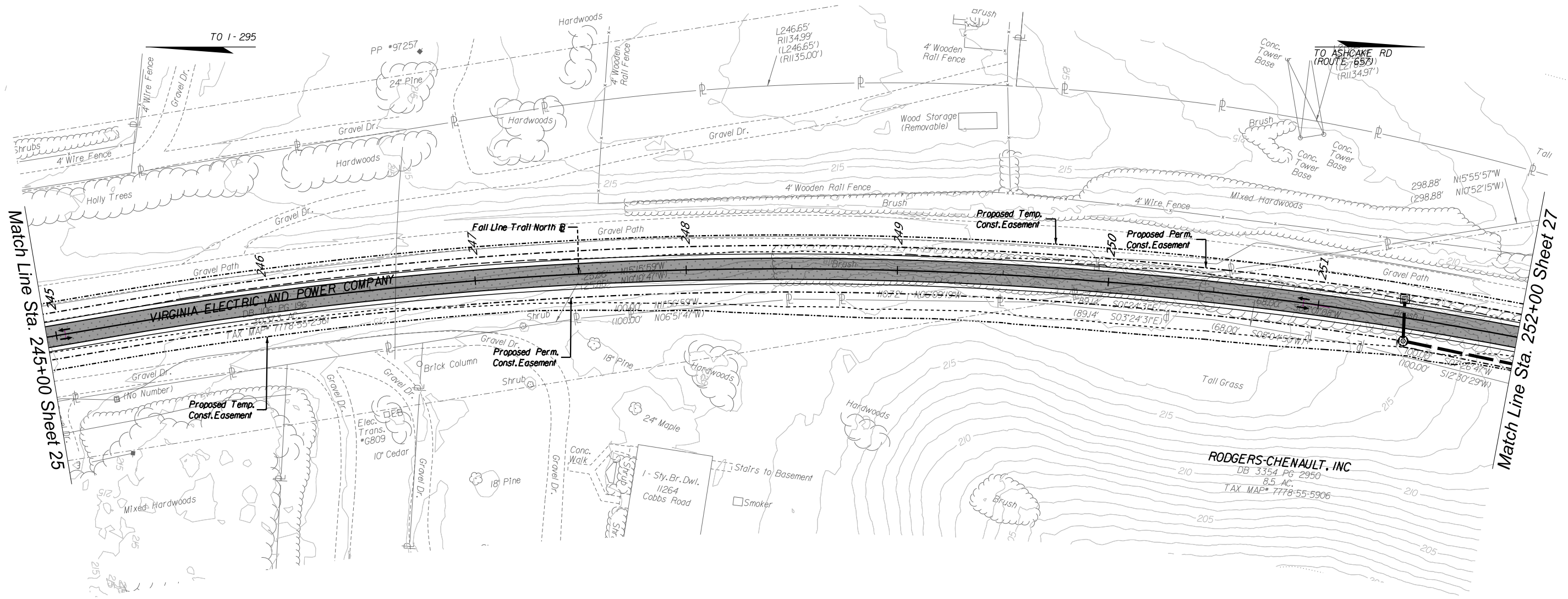


PROJECT MANAGER *Jysan Rosser, PE (757) 490-0132*  
SURVEYED BY, DATE  
DESIGN BY *VHB (757) 490-0132*  
SUBSURFACE UTILITY BY, DATE

REVISED	STATE	STATE PROJECT		SHEET NO.
		ROUTE	PROJECT	
	VA.		9999-166-294, P101,R201,C501 (UPC 121374), 9999-964-016, P101,R201,C501 (UPC 119599)	26
DESIGN FEATURES RELATING TO CONSTRUCTION OR TO REGULATION AND CONTROL OF TRAFFIC MAY BE SUBJECT TO CHANGE AS DEEMED NECESSARY BY THE DEPARTMENT				
VHB, INC Virginia Beach, Virginia (Roadway Engineer)		VHB, INC Virginia Beach, Virginia (Hydraulic Engineer)		

**LEGEND**

- Denotes Temporary Construction Easement
- Denotes Permanent Construction Easement
- █ Denotes Proposed Full Depth Pavement



VOLUME II PLANS - THESE PLANS ARE UNFINISHED AND UNAPPROVED AND ARE NOT TO BE USED FOR ANY TYPE OF CONSTRUCTION OR THE ACQUISITION OF RIGHT OF WAY



REFERENCES  
(PROFILES, DETAIL & DRAINAGE DESCRIPTION SHEETS, ETC.)

Profile 26A

SCALE 0 25' 50'	PROJECT 9999-166-294, 9999-964-016,	SHEET NO. 26
--------------------	---	-----------------

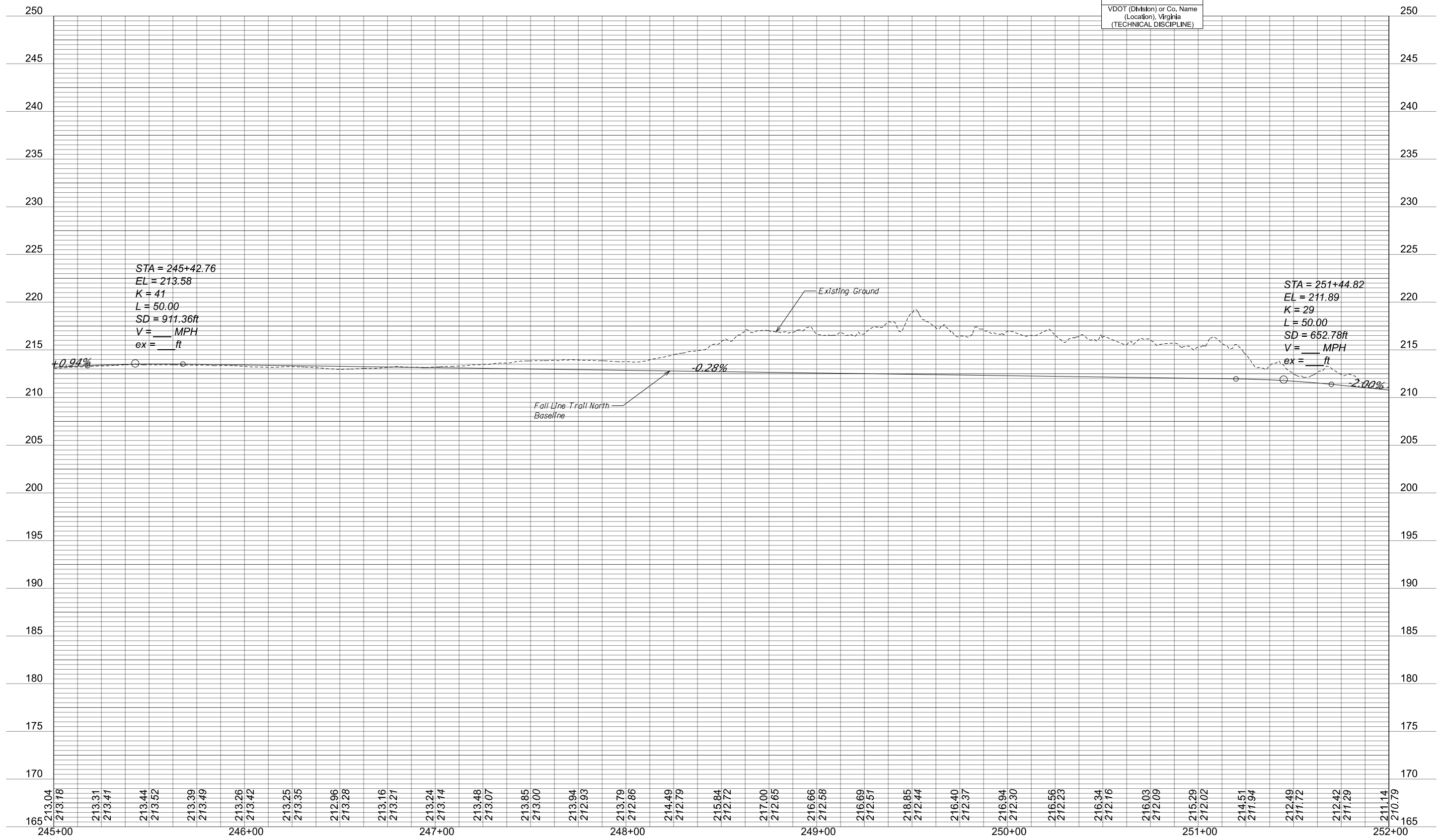


REVISED	STATE	ROUTE	STATE PROJECT	SHEET NO.
	VA.		9999-166-294, P101, R201, C501 (UPC 121374), 9999-964-016, P101, R201, C501 (UPC 119599)	26A

DESIGN FEATURES RELATING TO CONSTRUCTION OR TO REGULATION AND CONTROL OF TRAFFIC MAY BE SUBJECT TO CHANGE AS DEEMED NECESSARY BY THE DEPARTMENT

VDOT (Division) or Co. Name  
 (Location), Virginia  
 (TECHNICAL DISCIPLINE)

# FALL LINE TRAIL NORTH PROFILE

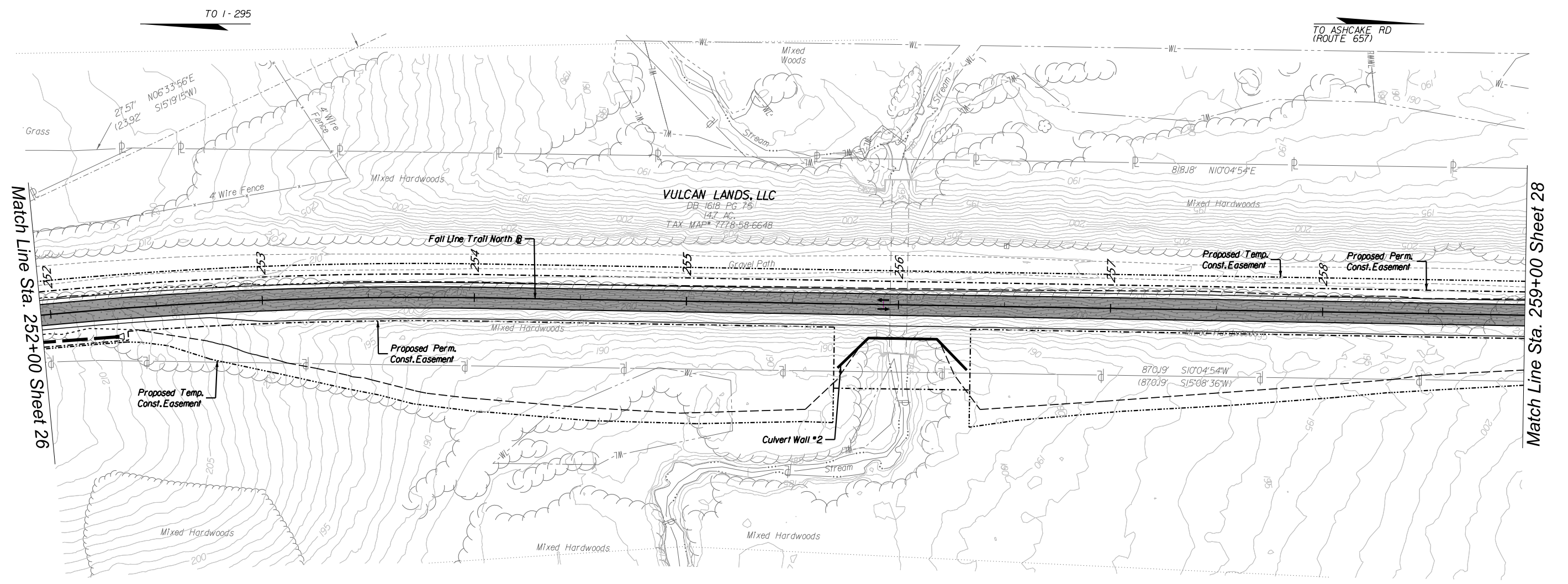


PROJECT MANAGER Tysan Rosser, PE (757) 490-0132  
SURVEYED BY, DATE  
DESIGN BY VHB (757) 490-0132  
SUBSURFACE UTILITY BY, DATE

REVISED	STATE	ROUTE	STATE PROJECT	SHEET NO.
	VA.		9999-166-294, P101,R201,C501 (UPC 121374), 9999-964-016, P101,R201,C501 (UPC 119599)	27
DESIGN FEATURES RELATING TO CONSTRUCTION OR TO REGULATION AND CONTROL OF TRAFFIC MAY BE SUBJECT TO CHANGE AS DEEMED NECESSARY BY THE DEPARTMENT				
VHB, INC Virginia Beach, Virginia (Roadway Engineer)		VHB, INC Virginia Beach, Virginia (Hydraulic Engineer)		

**LEGEND**

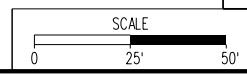
- Denotes Temporary Construction Easement
- Denotes Permanent Construction Easement
- █ Denotes Proposed Full Depth Pavement



VOLUME II PLANS - THESE PLANS ARE UNFINISHED AND UNAPPROVED AND ARE NOT TO BE USED FOR ANY TYPE OF CONSTRUCTION OR THE ACQUISITION OF RIGHT OF WAY



REFERENCES (PROFILES, DETAIL & DRAINAGE DESCRIPTION SHEETS, ETC.)	
Profile	27A
PROJECT 9999-166-294, 9999-964-016,	SHEET NO. 27



PROJECT MANAGER Iyson Rosser, PE (757) 490-0132  
 SURVEYED BY, DATE \_\_\_\_\_  
 DESIGN BY VHB (757) 490-0132  
 SUBSURFACE UTILITY BY, DATE \_\_\_\_\_



REVISED	STATE	ROUTE	STATE PROJECT	SHEET NO.
	VA.		9999-166-294, P101, R201, C501 (UPC 121374), 9999-964-016, P101, R201, C501 (UPC 119599)	27A

DESIGN FEATURES RELATING TO CONSTRUCTION OR TO REGULATION AND CONTROL OF TRAFFIC MAY BE SUBJECT TO CHANGE AS DEEMED NECESSARY BY THE DEPARTMENT

VDOT (Division) or Co. Name  
 (Location), Virginia  
 (TECHNICAL DISCIPLINE)

# FALL LINE TRAIL NORTH PROFILE



PROJECT MANAGER *Jysan Rosser, PE (757) 490-0132*  
SURVEYED BY, DATE  
DESIGN BY *VHB (757) 490-0132*  
SUBSURFACE UTILITY BY, DATE

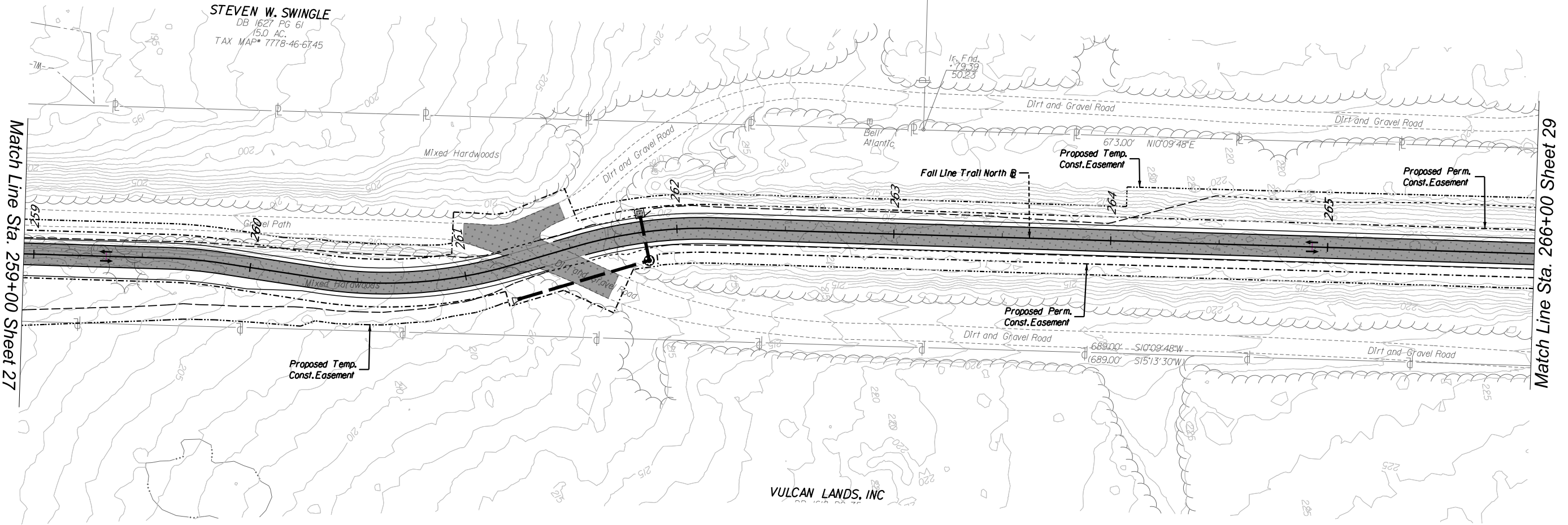
REVISED	STATE	ROUTE	STATE PROJECT	SHEET NO.
	VA.		9999-166-294, P101,R201,C501 (UPC 121374), 9999-964-016, P101,R201,C501 (UPC 119599)	
DESIGN FEATURES RELATING TO CONSTRUCTION OR TO REGULATION AND CONTROL OF TRAFFIC MAY BE SUBJECT TO CHANGE AS DEEMED NECESSARY BY THE DEPARTMENT				
VHB, INC Virginia Beach, Virginia (Roadway Engineer)		VHB, INC Virginia Beach, Virginia (Hydraulic Engineer)		

**LEGEND**

- Denotes Temporary Construction Easement
- Denotes Permanent Construction Easement
- █ Denotes Proposed Full Depth Pavement

TO I-295

TO ASHCAKE RD  
(ROUTE 657)



VOLUME II PLANS - THESE PLANS ARE UNFINISHED AND UNAPPROVED  
AND ARE NOT TO BE USED FOR ANY TYPE OF CONSTRUCTION OR THE ACQUISITION OF RIGHT OF WAY



REFERENCES  
(PROFILES, DETAIL & DRAINAGE DESCRIPTION SHEETS, ETC.)

Profile 28A



PROJECT	9999-166-294, 9999-964-016,	SHEET NO.	28
---------	--------------------------------	-----------	----

PROJECT MANAGER Iyson Rosser, PE (757) 490-0132  
 SURVEYED BY, DATE \_\_\_\_\_  
 DESIGN BY VHB (757) 490-0132  
 SUBSURFACE UTILITY BY, DATE \_\_\_\_\_

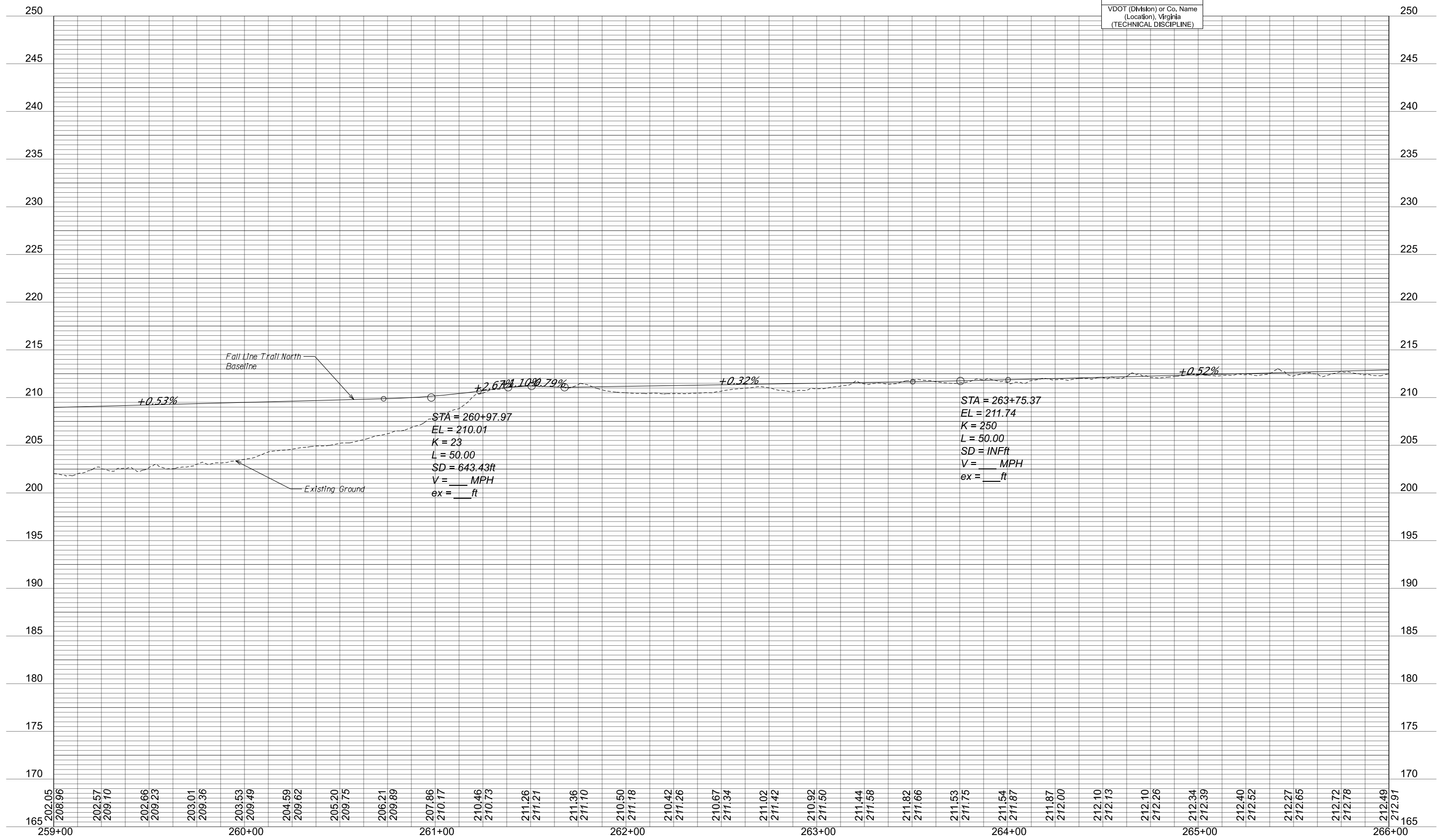


REVISED	STATE	ROUTE	STATE PROJECT	SHEET NO.
	VA.		9999-166-294, P101, R201, C501 (UPC 121374), 9999-964-016, P101, R201, C501 (UPC 119599)	28A

DESIGN FEATURES RELATING TO CONSTRUCTION OR TO REGULATION AND CONTROL OF TRAFFIC MAY BE SUBJECT TO CHANGE AS DEEMED NECESSARY BY THE DEPARTMENT

VDOT (Division) or Co. Name  
 (Location), Virginia  
 (TECHNICAL DISCIPLINE)

# FALL LINE TRAIL NORTH PROFILE

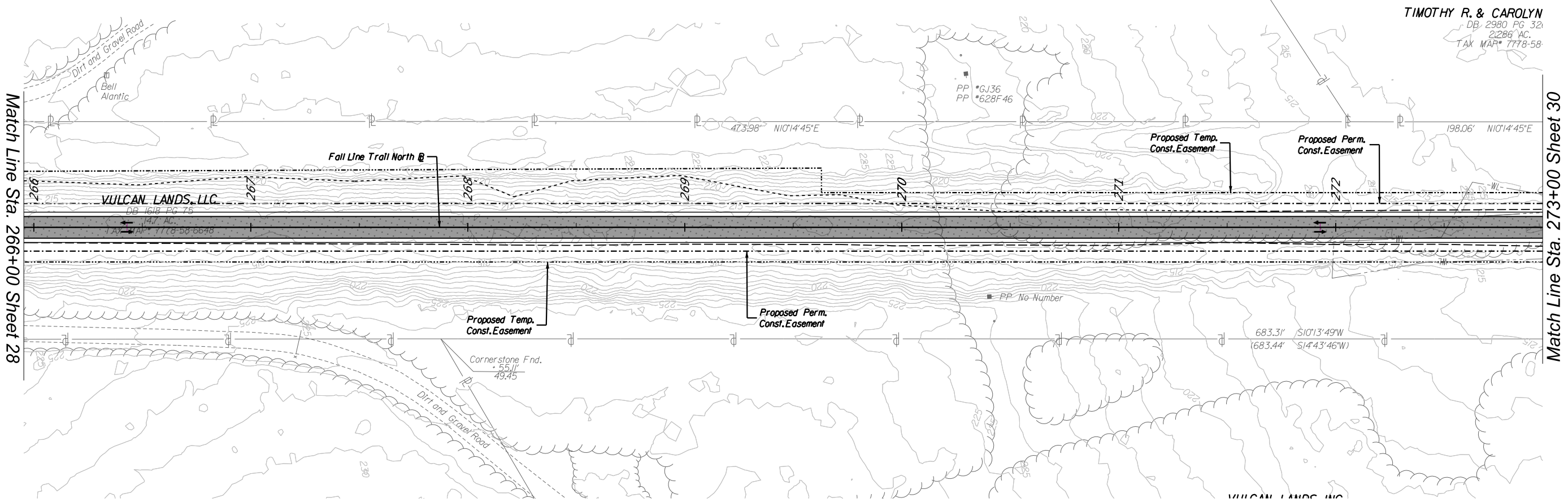



PROJECT MANAGER *Tyson Rosser, PE (157) 490-0132*  
SURVEYED BY, DATE  
DESIGN BY *VHB (157) 490-0132*  
SUBSURFACE UTILITY BY, DATE

REVISED	STATE	ROUTE	STATE PROJECT	SHEET NO.
	VA.		9999-166-294, P101,R201,C501 (UPC 121374), 9999-964-016, P101,R201,C501 (UPC 119599)	
DESIGN FEATURES RELATING TO CONSTRUCTION OR TO REGULATION AND CONTROL OF TRAFFIC MAY BE SUBJECT TO CHANGE AS DEEMED NECESSARY BY THE DEPARTMENT				
VHB, INC Virginia Beach, Virginia (Roadway Engineer)		VHB, INC Virginia Beach, Virginia (Hydraulic Engineer)		

**LEGEND**

- Denotes Temporary Construction Easement
- Denotes Permanent Construction Easement
- █ Denotes Proposed Full Depth Pavement



VOLUME II PLANS - THESE PLANS ARE UNFINISHED AND UNAPPROVED AND ARE NOT TO BE USED FOR ANY TYPE OF CONSTRUCTION OR THE ACQUISITION OF RIGHT OF WAY



REFERENCES  
(PROFILES, DETAIL & DRAINAGE DESCRIPTION SHEETS, ETC.)

Profile	29A
---------	-----

SCALE 0 25' 50'	PROJECT 9999-166-294, 9999-964-016,	SHEET NO. 29
--------------------	---	-----------------

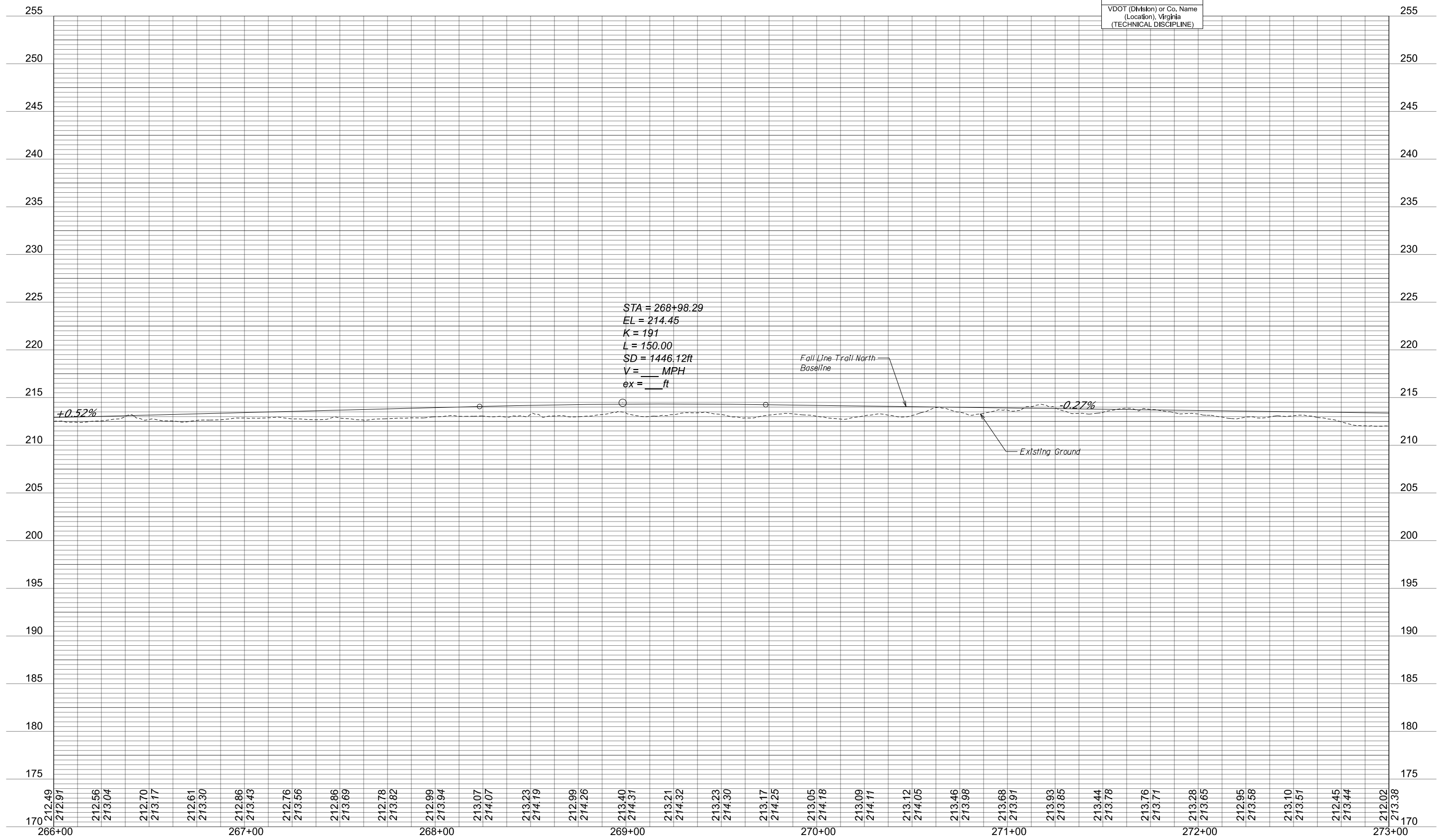


PROJECT MANAGER Iyson Rosser, PE (757) 490-0132  
SURVEYED BY, DATE \_\_\_\_\_  
DESIGN BY VHB (757) 490-0132  
SUBSURFACE UTILITY BY, DATE \_\_\_\_\_



REVISED	STATE	STATE	SHEET NO.
	ROUTE	PROJECT	
	VA.	9999-166-294, P101, R201, C501 (UPC 121374), 9999-964-016, P101, R201, C501 (UPC 119599)	29A
DESIGN FEATURES RELATING TO CONSTRUCTION OR TO REGULATION AND CONTROL OF TRAFFIC MAY BE SUBJECT TO CHANGE AS DEEMED NECESSARY BY THE DEPARTMENT			
VDOT (Division) or Co. Name (Location), Virginia (TECHNICAL DISCIPLINE)			

# FALL LINE TRAIL NORTH PROFILE

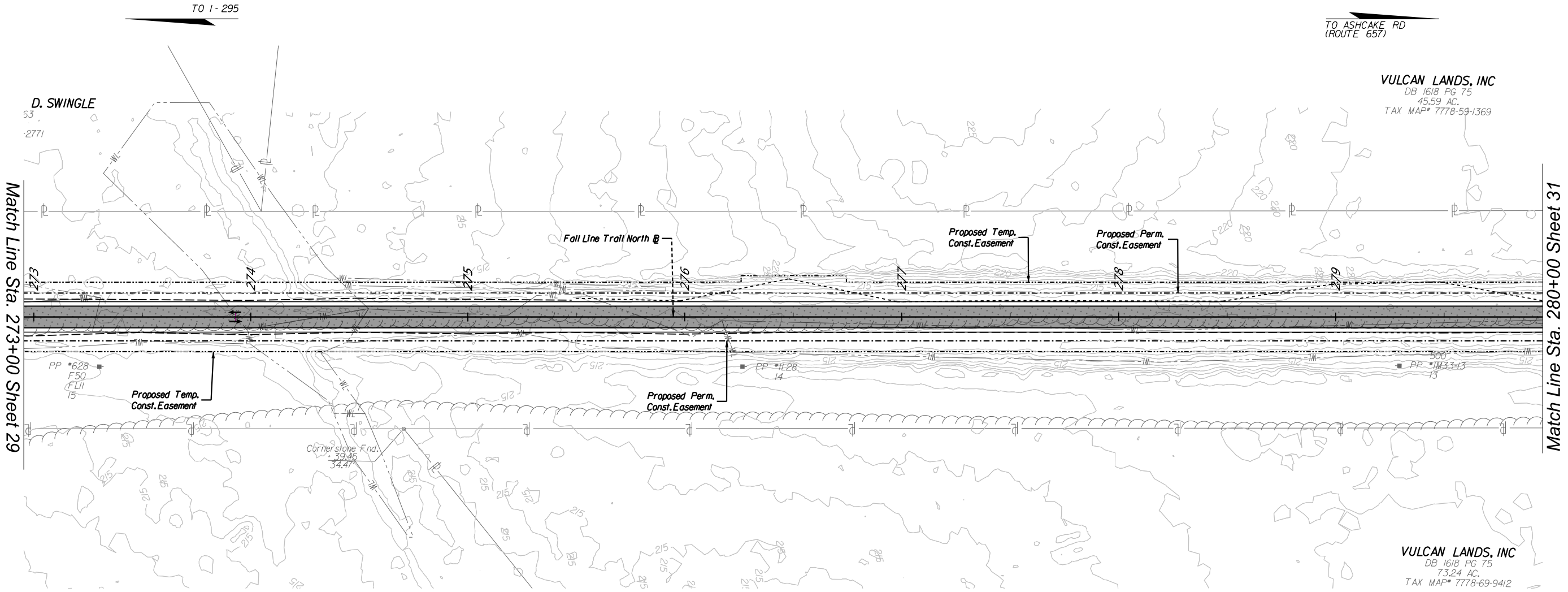
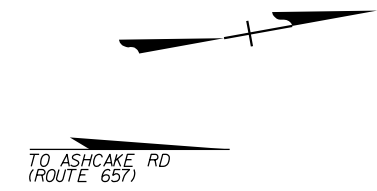


PROJECT MANAGER *Jysan Rosser, PE (757) 490-0132*  
 SURVEYED BY, DATE \_\_\_\_\_  
 DESIGN BY *VHB (757) 490-0132*  
 SUBSURFACE UTILITY BY, DATE \_\_\_\_\_

REVISED	STATE	STATE PROJECT		SHEET NO.
		ROUTE	PROJECT	
	VA.		9999-166-294, P101,R201,C501 (UPC 121374), 9999-964-016, P101,R201,C501 (UPC 119599)	30
DESIGN FEATURES RELATING TO CONSTRUCTION OR TO REGULATION AND CONTROL OF TRAFFIC MAY BE SUBJECT TO CHANGE AS DEEMED NECESSARY BY THE DEPARTMENT				
VHB, INC Virginia Beach, Virginia (Roadway Engineer)		VHB, INC Virginia Beach, Virginia (Hydraulic Engineer)		

**LEGEND**

- Denotes Temporary Construction Easement
- Denotes Permanent Construction Easement
- █ Denotes Proposed Full Depth Pavement



Match Line Sta. 273+00 Sheet 29

Match Line Sta. 280+00 Sheet 31

VOLUME II PLANS - THESE PLANS ARE UNFINISHED AND UNAPPROVED  
 AND ARE NOT TO BE USED FOR ANY TYPE OF CONSTRUCTION OR THE ACQUISITION OF RIGHT OF WAY



REFERENCES  
 (PROFILES, DETAIL & DRAINAGE DESCRIPTION SHEETS, ETC.)

Profile 30A

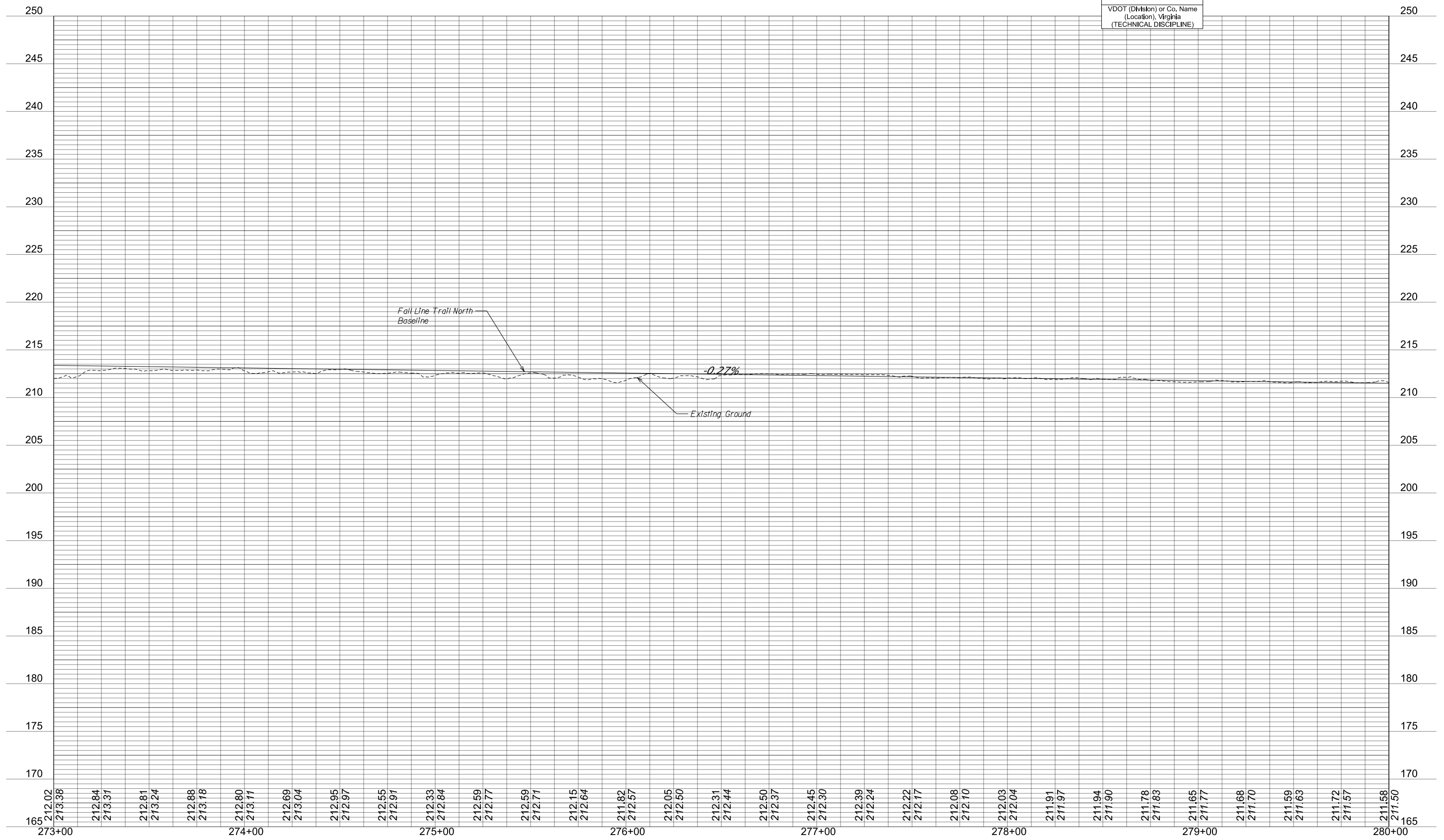
SCALE 0 25' 50'	PROJECT 9999-166-294, 9999-964-016,	SHEET NO. 30
--------------------	---	-----------------

PROJECT MANAGER Iyson Rosser, PE (757) 490-0132  
SURVEYED BY, DATE \_\_\_\_\_  
DESIGN BY VHB (757) 490-0132  
SUBSURFACE UTILITY BY, DATE \_\_\_\_\_



REVISED	STATE	STATE	SHEET NO.
	ROUTE	PROJECT	
	VA.	9999-166-294, P101, R201, C501 (UPC 121374), 9999-964-016, P101, R201, C501 (UPC 119599)	30A
DESIGN FEATURES RELATING TO CONSTRUCTION OR TO REGULATION AND CONTROL OF TRAFFIC MAY BE SUBJECT TO CHANGE AS DEEMED NECESSARY BY THE DEPARTMENT			
VDOT (Division) or Co. Name (Location), Virginia (TECHNICAL DISCIPLINE)			

# FALL LINE TRAIL NORTH PROFILE



PROJECT MANAGER *Jysan Rosser, PE (157) 490-0132*  
SURVEYED BY, DATE  
DESIGN BY *VHB (157) 490-0132*  
SUBSURFACE UTILITY BY, DATE

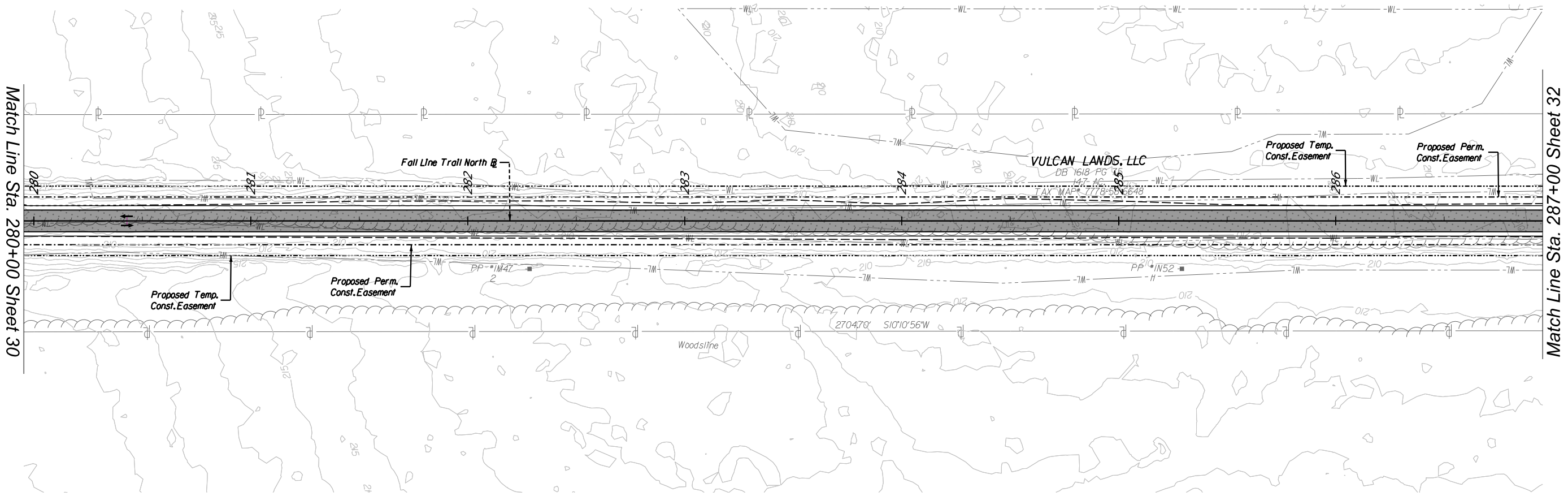
REVISED	STATE	STATE PROJECT		SHEET NO.
		ROUTE	PROJECT	
	VA.		9999-166-294, P101,R201,C501 (UPC 121374), 9999-964-016, P101,R201,C501 (UPC 119599)	31
DESIGN FEATURES RELATING TO CONSTRUCTION OR TO REGULATION AND CONTROL OF TRAFFIC MAY BE SUBJECT TO CHANGE AS DEEMED NECESSARY BY THE DEPARTMENT				
VHB, INC Virginia Beach, Virginia (Roadway Engineer)		VHB, INC Virginia Beach, Virginia (Hydraulic Engineer)		

**LEGEND**

- Denotes Temporary Construction Easement
- Denotes Permanent Construction Easement
- █ Denotes Proposed Full Depth Pavement

TO I-295

TO ASHCAKE RD  
(ROUTE 657)

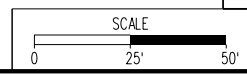


VOLUME II PLANS - THESE PLANS ARE UNFINISHED AND UNAPPROVED  
AND ARE NOT TO BE USED FOR ANY TYPE OF CONSTRUCTION OR THE ACQUISITION OF RIGHT OF WAY



REFERENCES  
(PROFILES, DETAIL & DRAINAGE  
DESCRIPTION SHEETS, ETC.)

Profile 31A



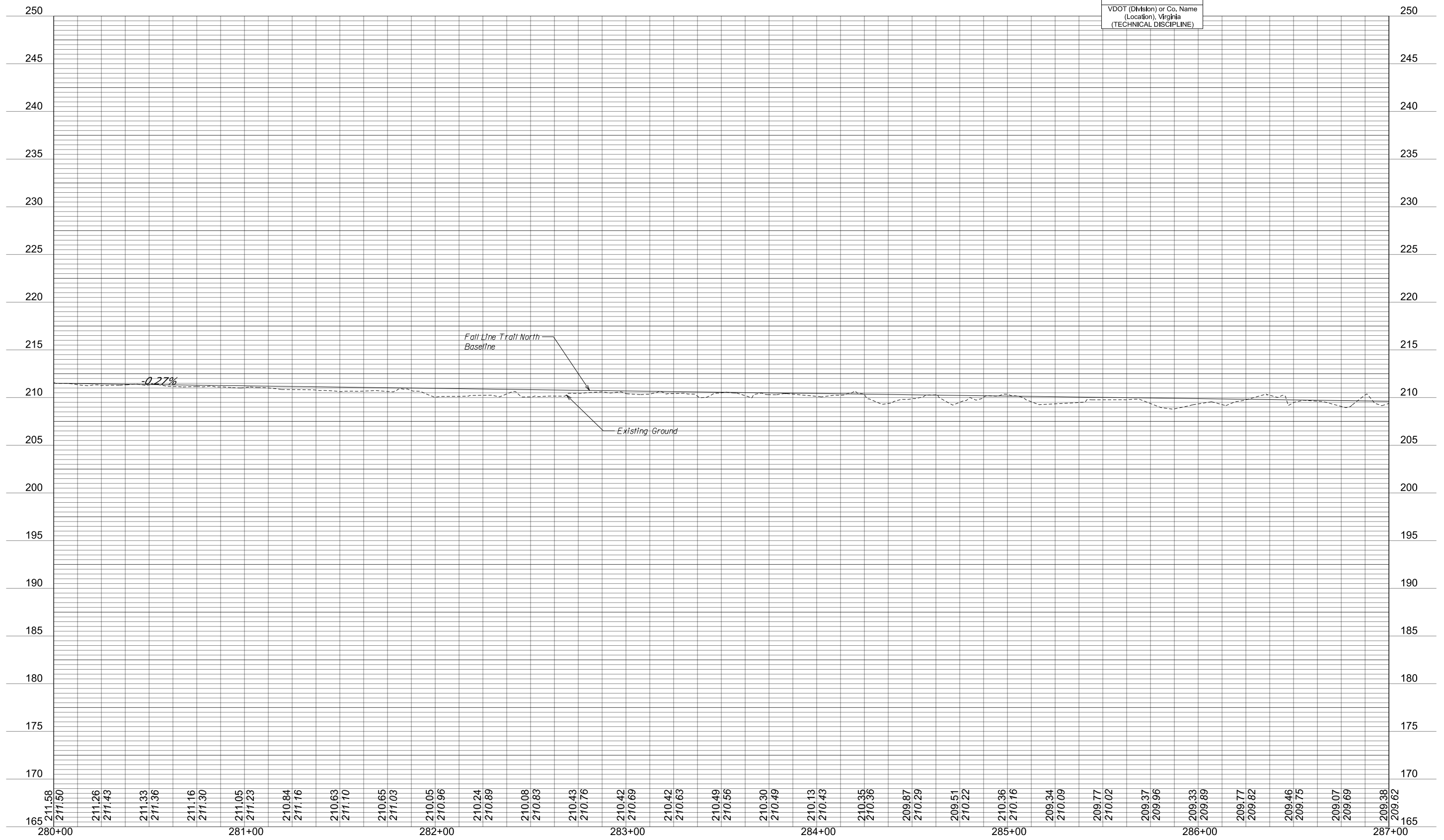
PROJECT 9999-166-294, 9999-964-016,	SHEET NO. 31
---	-----------------

PROJECT MANAGER Iyson Rosser, PE (757) 490-0132  
SURVEYED BY, DATE \_\_\_\_\_  
DESIGN BY VHB (757) 490-0132  
SUBSURFACE UTILITY BY, DATE \_\_\_\_\_



REVISED	STATE	STATE		SHEET NO.
	ROUTE	PROJECT		
	VA.	9999-166-294, P101, R201, C501 (UPC 121374), 9999-964-016, P101, R201, C501 (UPC 119599)		31A
DESIGN FEATURES RELATING TO CONSTRUCTION OR TO REGULATION AND CONTROL OF TRAFFIC MAY BE SUBJECT TO CHANGE AS DEEMED NECESSARY BY THE DEPARTMENT				
VDOT (Division) or Co. Name (Location), Virginia (TECHNICAL DISCIPLINE)				

# FALL LINE TRAIL NORTH PROFILE



PROJECT MANAGER *Jysan Rosser, PE (757) 490-0132*  
SURVEYED BY, DATE  
DESIGN BY *VHB (757) 490-0132*  
SUBSURFACE UTILITY BY, DATE

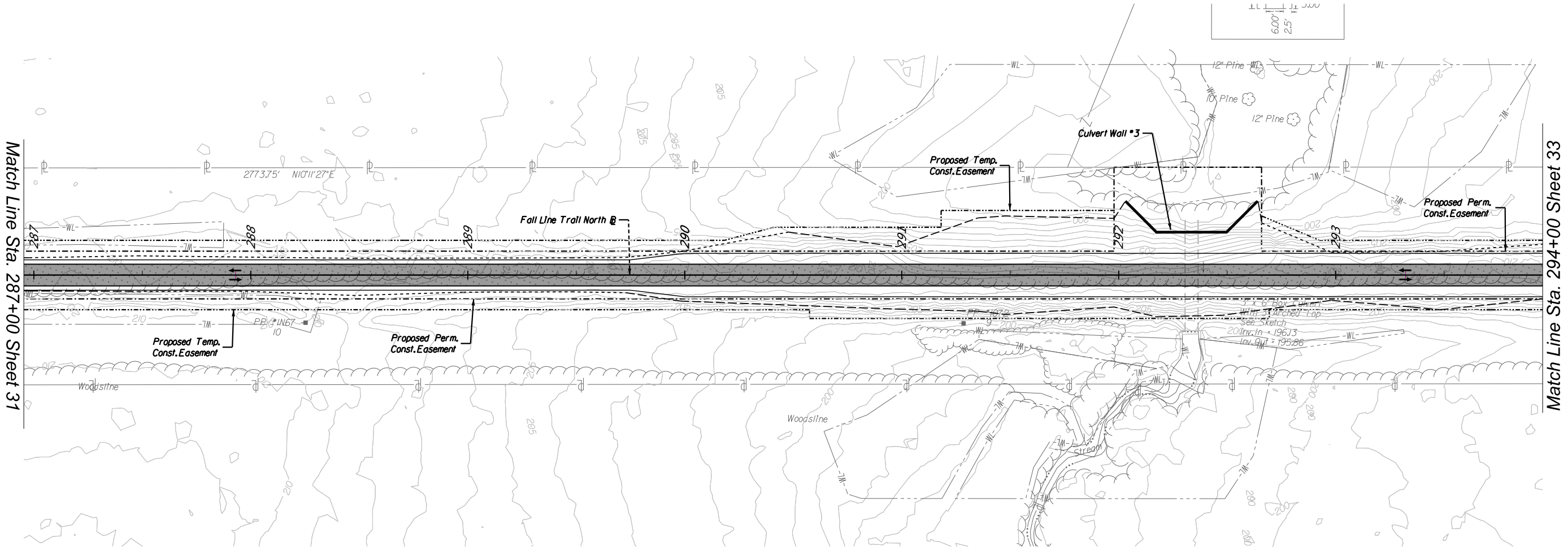
REVISED	STATE	ROUTE	STATE PROJECT	SHEET NO.
	VA.		9999-166-294, P101,R201,C501 (UPC 121374), 9999-964-016, P101,R201,C501 (UPC 119599)	
DESIGN FEATURES RELATING TO CONSTRUCTION OR TO REGULATION AND CONTROL OF TRAFFIC MAY BE SUBJECT TO CHANGE AS DEEMED NECESSARY BY THE DEPARTMENT				
VHB, INC Virginia Beach, Virginia (Roadway Engineer)		VHB, INC Virginia Beach, Virginia (Hydraulic Engineer)		

**LEGEND**

- Denotes Temporary Construction Easement
- Denotes Permanent Construction Easement
- █ Denotes Proposed Full Depth Pavement

TO I-295

TO ASHCAKE RD  
(ROUTE 657)



Match Line Sta. 287+00 Sheet 31

Match Line Sta. 294+00 Sheet 33

VOLUME II PLANS - THESE PLANS ARE UNFINISHED AND UNAPPROVED  
AND ARE NOT TO BE USED FOR ANY TYPE OF CONSTRUCTION OR THE ACQUISITION OF RIGHT OF WAY



REFERENCES  
(PROFILES, DETAIL & DRAINAGE DESCRIPTION SHEETS, ETC.)

Profile 32A

SCALE 0 25' 50'	PROJECT 9999-166-294, 9999-964-016,	SHEET NO. 32
--------------------	---	-----------------

PROJECT MANAGER Iyson Rosser, PE (757) 490-0132  
SURVEYED BY, DATE \_\_\_\_\_  
DESIGN BY VHB (757) 490-0132  
SUBSURFACE UTILITY BY, DATE \_\_\_\_\_



REVISED	STATE	STATE	SHEET NO.
	ROUTE	PROJECT	
	VA.	9999-166-294, P101, R201, C501 (UPC 121374), 9999-964-016, P101, R201, C501 (UPC 119599)	32A
DESIGN FEATURES RELATING TO CONSTRUCTION OR TO REGULATION AND CONTROL OF TRAFFIC MAY BE SUBJECT TO CHANGE AS DEEMED NECESSARY BY THE DEPARTMENT			
VDOT (Division) or Co. Name (Location), Virginia (TECHNICAL DISCIPLINE)			

# FALL LINE TRAIL NORTH PROFILE



PROJECT MANAGER *Jysan Rosser, PE (157) 490-0132*  
 SURVEYED BY, DATE \_\_\_\_\_  
 DESIGN BY *VHB (157) 490-0132*  
 SUBSURFACE UTILITY BY, DATE \_\_\_\_\_

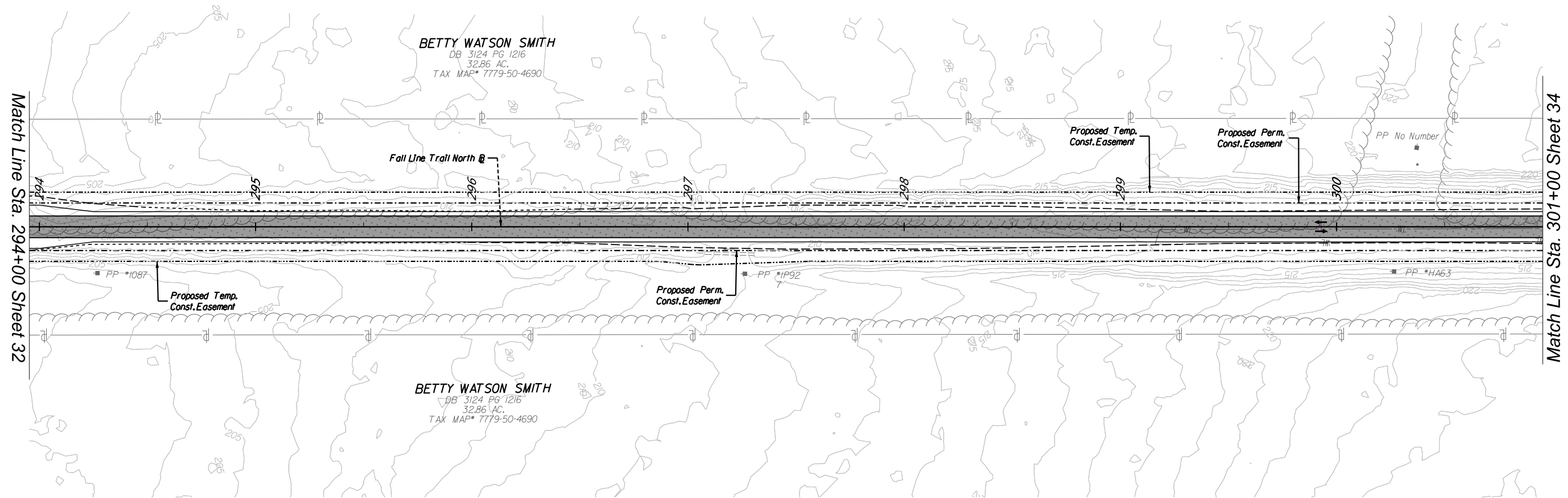
REVISED	STATE	STATE PROJECT		SHEET NO.
		ROUTE	PROJECT	
	VA.		9999-166-294, P101,R201,C501 (UPC 121374), 9999-964-016, P101,R201,C501 (UPC 119599)	33
DESIGN FEATURES RELATING TO CONSTRUCTION OR TO REGULATION AND CONTROL OF TRAFFIC MAY BE SUBJECT TO CHANGE AS DEEMED NECESSARY BY THE DEPARTMENT				
VHB, INC Virginia Beach, Virginia (Roadway Engineer)		VHB, INC Virginia Beach, Virginia (Hydraulic Engineer)		

**LEGEND**

- Denotes Temporary Construction Easement
- Denotes Permanent Construction Easement
- █ Denotes Proposed Full Depth Pavement

TO I-295

TO ASHCAKE RD  
(ROUTE 657)



VOLUME II PLANS - THESE PLANS ARE UNFINISHED AND UNAPPROVED  
 AND ARE NOT TO BE USED FOR ANY TYPE OF CONSTRUCTION OR THE ACQUISITION OF RIGHT OF WAY



REFERENCES  
 (PROFILES, DETAIL & DRAINAGE  
 DESCRIPTION SHEETS, ETC.)

Profile 33A

SCALE 0 25' 50'	PROJECT 9999-166-294, 9999-964-016,	SHEET NO. 33
--------------------	---	-----------------



PROJECT MANAGER Iyson Rosser, PE (757) 490-0132  
SURVEYED BY, DATE \_\_\_\_\_  
DESIGN BY VHB (757) 490-0132  
SUBSURFACE UTILITY BY, DATE \_\_\_\_\_

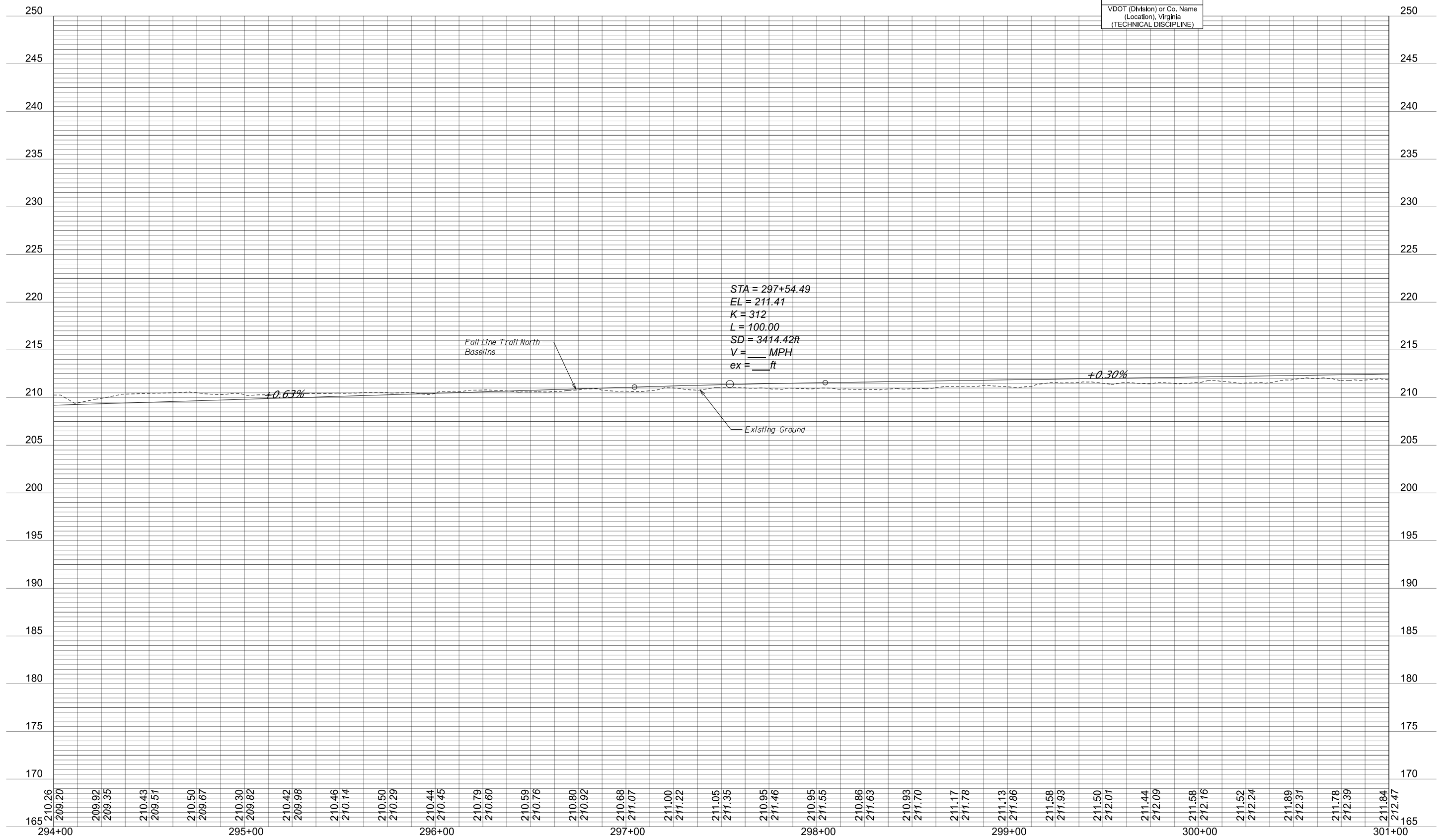


REVISED	STATE	STATE	SHEET NO.
	ROUTE	PROJECT	
	VA.	9999-166-294, P101, R201, C501 (UPC 121374), 9999-964-016, P101, R201, C501 (UPC 119599)	33A

DESIGN FEATURES RELATING TO CONSTRUCTION OR TO REGULATION AND CONTROL OF TRAFFIC MAY BE SUBJECT TO CHANGE AS DEEMED NECESSARY BY THE DEPARTMENT

VDOT (Division) or Co. Name (Location), Virginia (TECHNICAL DISCIPLINE)

# FALL LINE TRAIL NORTH PROFILE

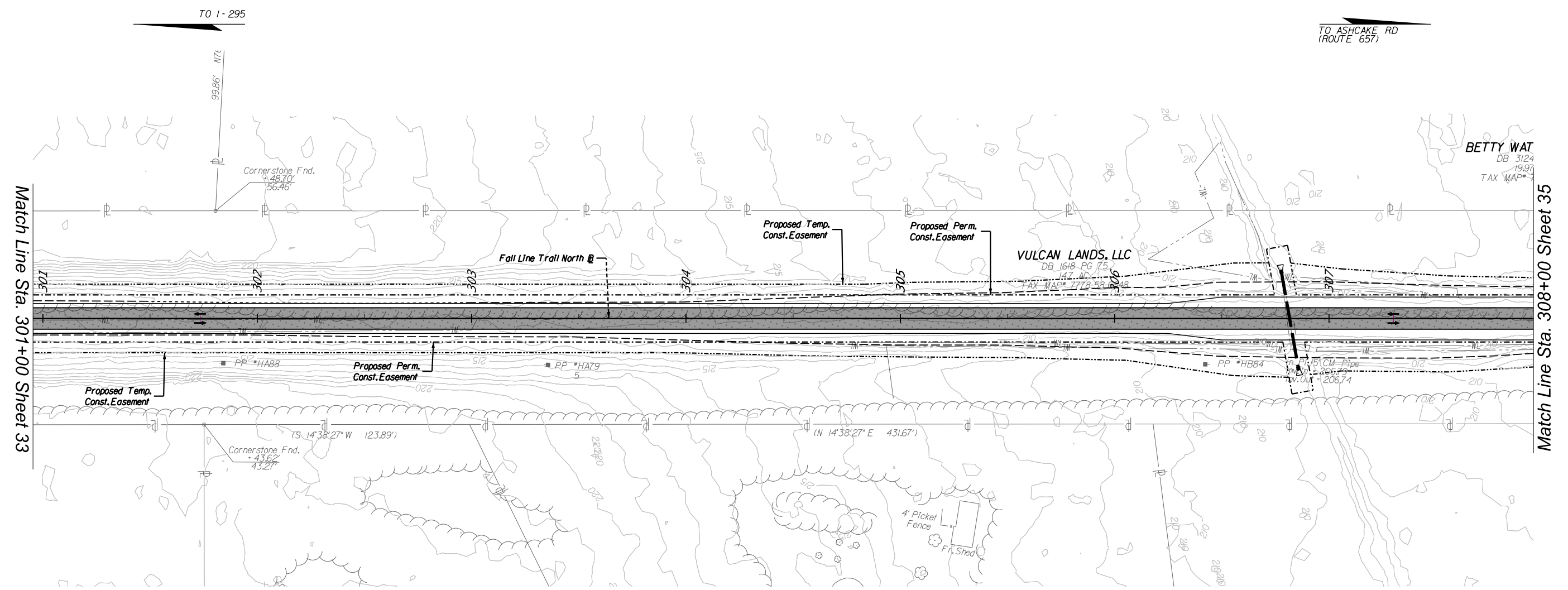
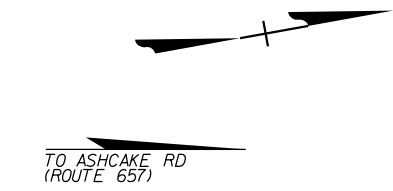


PROJECT MANAGER *Tyson Rosser, PE (157) 490-0132*  
 SURVEYED BY, DATE \_\_\_\_\_  
 DESIGN BY *VHB (157) 490-0132*  
 SUBSURFACE UTILITY BY, DATE \_\_\_\_\_

REVISED	STATE	ROUTE	STATE PROJECT	SHEET NO.
	VA.		9999-166-294, P101,R201,C501 (UPC 121374), 9999-964-016, P101,R201,C501 (UPC 119599)	
DESIGN FEATURES RELATING TO CONSTRUCTION OR TO REGULATION AND CONTROL OF TRAFFIC MAY BE SUBJECT TO CHANGE AS DEEMED NECESSARY BY THE DEPARTMENT				
VHB, INC Virginia Beach, Virginia (Roadway Engineer)		VHB, INC Virginia Beach, Virginia (Hydraulic Engineer)		

**LEGEND**

- Denotes Temporary Construction Easement
- Denotes Permanent Construction Easement
- █ Denotes Proposed Full Depth Pavement



Match Line Sta. 301+00 Sheet 33

Match Line Sta. 308+00 Sheet 35

VOLUME II PLANS - THESE PLANS ARE UNFINISHED AND UNAPPROVED  
 AND ARE NOT TO BE USED FOR ANY TYPE OF CONSTRUCTION OR THE ACQUISITION OF RIGHT OF WAY



REFERENCES (PROFILES, DETAIL & DRAINAGE DESCRIPTION SHEETS, ETC.)	
Profile	34A
SCALE 0 25' 50'	PROJECT 9999-166-294, 9999-964-016,
	SHEET NO. 34

PROJECT MANAGER Iyson Rosser, PE (757) 490-0132  
SURVEYED BY, DATE \_\_\_\_\_  
DESIGN BY VHB (757) 490-0132  
SUBSURFACE UTILITY BY, DATE \_\_\_\_\_

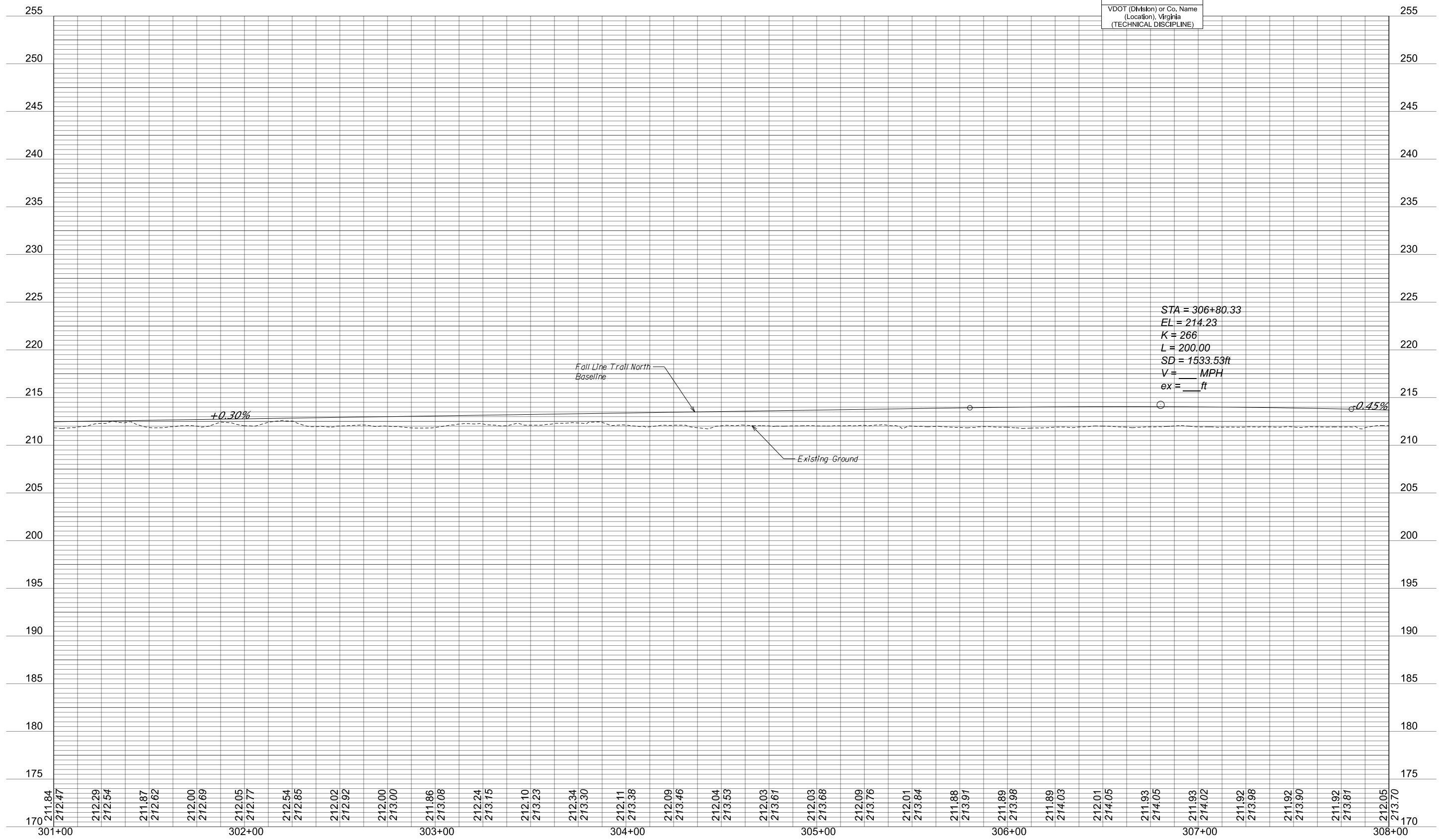


REVISED	STATE	STATE	SHEET NO.
	ROUTE	PROJECT	
	VA.	9999-166-294, P101, R201, C501 (UPC 121374), 9999-964-016, P101, R201, C501 (UPC 119599)	34A

DESIGN FEATURES RELATING TO CONSTRUCTION OR TO REGULATION AND CONTROL OF TRAFFIC MAY BE SUBJECT TO CHANGE AS DEEMED NECESSARY BY THE DEPARTMENT

VDOT (Division) or Co. Name (Location), Virginia (TECHNICAL DISCIPLINE)

# FALL LINE TRAIL NORTH PROFILE



STA = 306+80.33  
EL = 214.23  
K = 266  
L = 200.00  
SD = 1533.53ft  
V = \_\_\_ MPH  
ex = \_\_\_ ft

PROJECT MANAGER *Jysan Rosser, PE (757) 490-0132*  
 SURVEYED BY, DATE  
 DESIGN BY *VHB (757) 490-0132*  
 SUBSURFACE UTILITY BY, DATE

REVISED	STATE	STATE PROJECT		SHEET NO.
	VA.	9999-166-294, P101,R201,C501 (UPC 121374), 9999-964-016, P101,R201,C501 (UPC 119599)		
DESIGN FEATURES RELATING TO CONSTRUCTION OR TO REGULATION AND CONTROL OF TRAFFIC MAY BE SUBJECT TO CHANGE AS DEEMED NECESSARY BY THE DEPARTMENT				
VHB, INC Virginia Beach, Virginia (Roadway Engineer)		VHB, INC Virginia Beach, Virginia (Hydraulic Engineer)		

**LEGEND**

- Denotes Temporary Construction Easement
- Denotes Permanent Construction Easement
- █ Denotes Proposed Full Depth Pavement

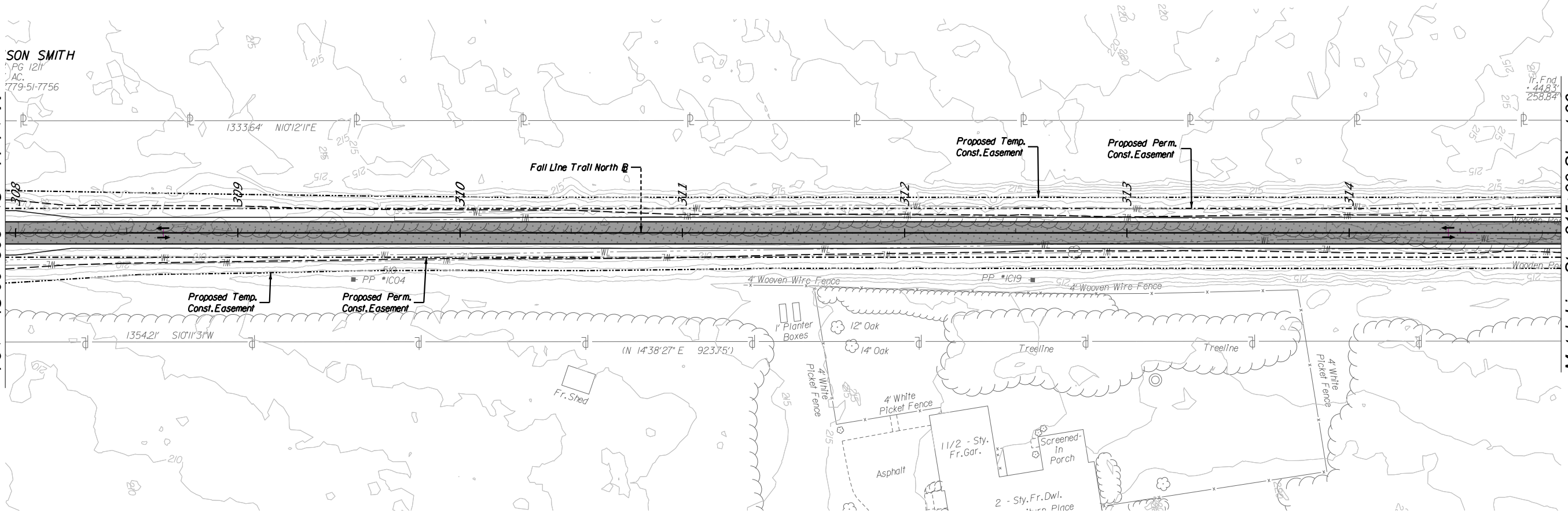
TO I-295

TO ASHCAKE RD  
(ROUTE 657)

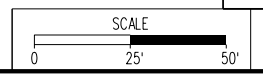
SON SMITH  
PG 1211  
AC  
779-51-7756

Match Line Sta. 308+00 Sheet 34

Match Line Sta. 315+00 Sheet 36



VOLUME II PLANS - THESE PLANS ARE UNFINISHED AND UNAPPROVED  
 AND ARE NOT TO BE USED FOR ANY TYPE OF CONSTRUCTION OR THE ACQUISITION OF RIGHT OF WAY



REFERENCES (PROFILES, DETAIL & DRAINAGE DESCRIPTION SHEETS, ETC.)	
Profile	35A
PROJECT 9999-166-294, 9999-964-016,	SHEET NO. 35

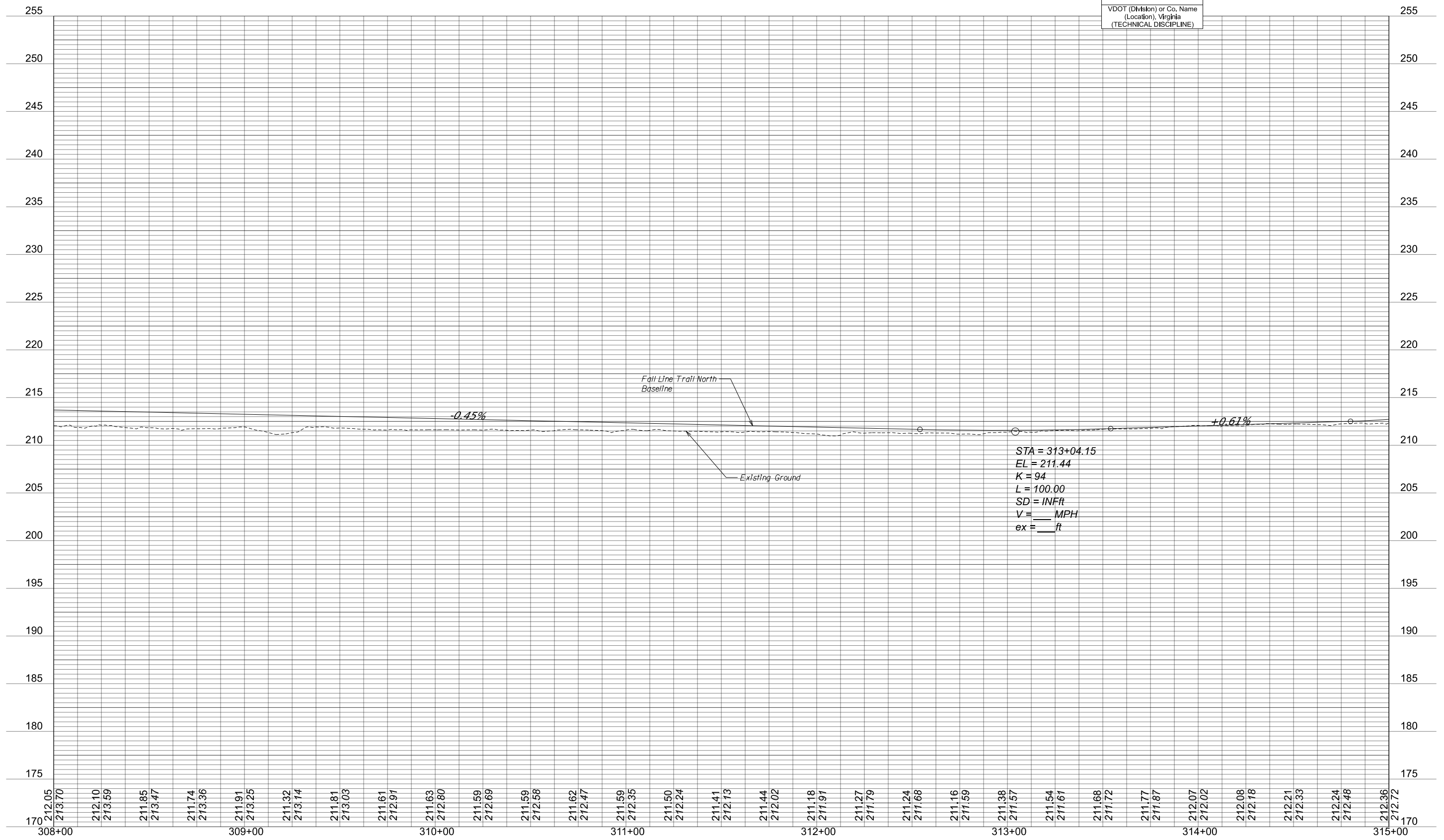
PROJECT MANAGER Iyson Rosser, PE (757) 490-0132  
SURVEYED BY, DATE \_\_\_\_\_  
DESIGN BY VHB (757) 490-0132  
SUBSURFACE UTILITY BY, DATE \_\_\_\_\_



REVISED	STATE	STATE	SHEET NO.
	ROUTE	PROJECT	
	VA.	9999-166-294, P101, R201, C501 (UPC 121374), 9999-964-016, P101, R201, C501 (UPC 119599)	35A

DESIGN FEATURES RELATING TO CONSTRUCTION OR TO REGULATION AND CONTROL OF TRAFFIC MAY BE SUBJECT TO CHANGE AS DEEMED NECESSARY BY THE DEPARTMENT

# FALL LINE TRAIL NORTH PROFILE



VDOT (Division) or Co. Name (Location), Virginia (TECHNICAL DISCIPLINE)

PROJECT MANAGER *Tyson Rosser, PE (757) 490-0132*  
SURVEYED BY, DATE  
DESIGN BY *VHB (757) 490-0132*  
SUBSURFACE UTILITY BY, DATE

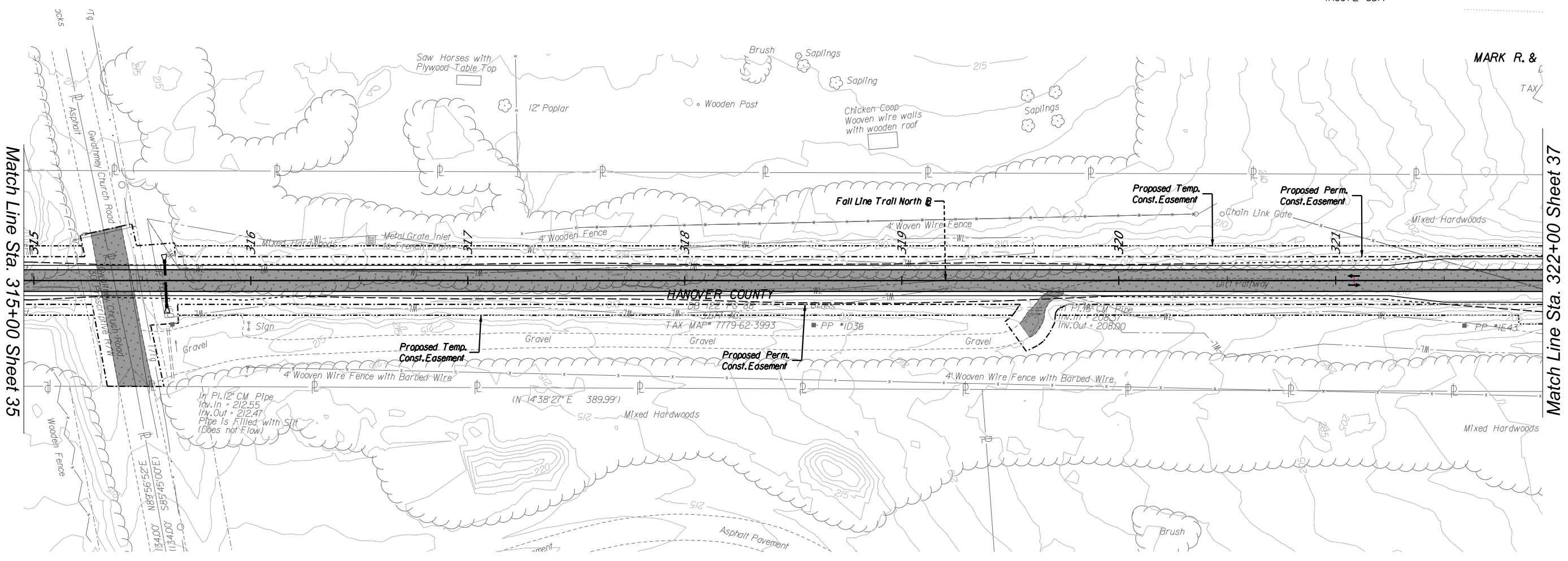
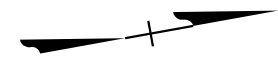
REVISED	STATE	ROUTE	STATE PROJECT	SHEET NO.
	VA.		9999-166-294, P101,R201,C501 (UPC 121374), 9999-964-016, P101,R201,C501 (UPC 119599)	
DESIGN FEATURES RELATING TO CONSTRUCTION OR TO REGULATION AND CONTROL OF TRAFFIC MAY BE SUBJECT TO CHANGE AS DEEMED NECESSARY BY THE DEPARTMENT				
VHB, INC Virginia Beach, Virginia (Roadway Engineer)		VHB, INC Virginia Beach, Virginia (Hydraulic Engineer)		

**LEGEND**

- Denotes Temporary Construction Easement
- Denotes Permanent Construction Easement
- █ Denotes Proposed Full Depth Pavement

TO I-295

TO ASHCAKE RD  
(ROUTE 657)



HANOVER COUNTY

MARK R. &  
TAX

VOLUME II PLANS - THESE PLANS ARE UNFINISHED AND UNAPPROVED  
AND ARE NOT TO BE USED FOR ANY TYPE OF CONSTRUCTION OR THE ACQUISITION OF RIGHT OF WAY



REFERENCES  
(PROFILES, DETAIL & DRAINAGE  
DESCRIPTION SHEETS, ETC.)

Profile 36A

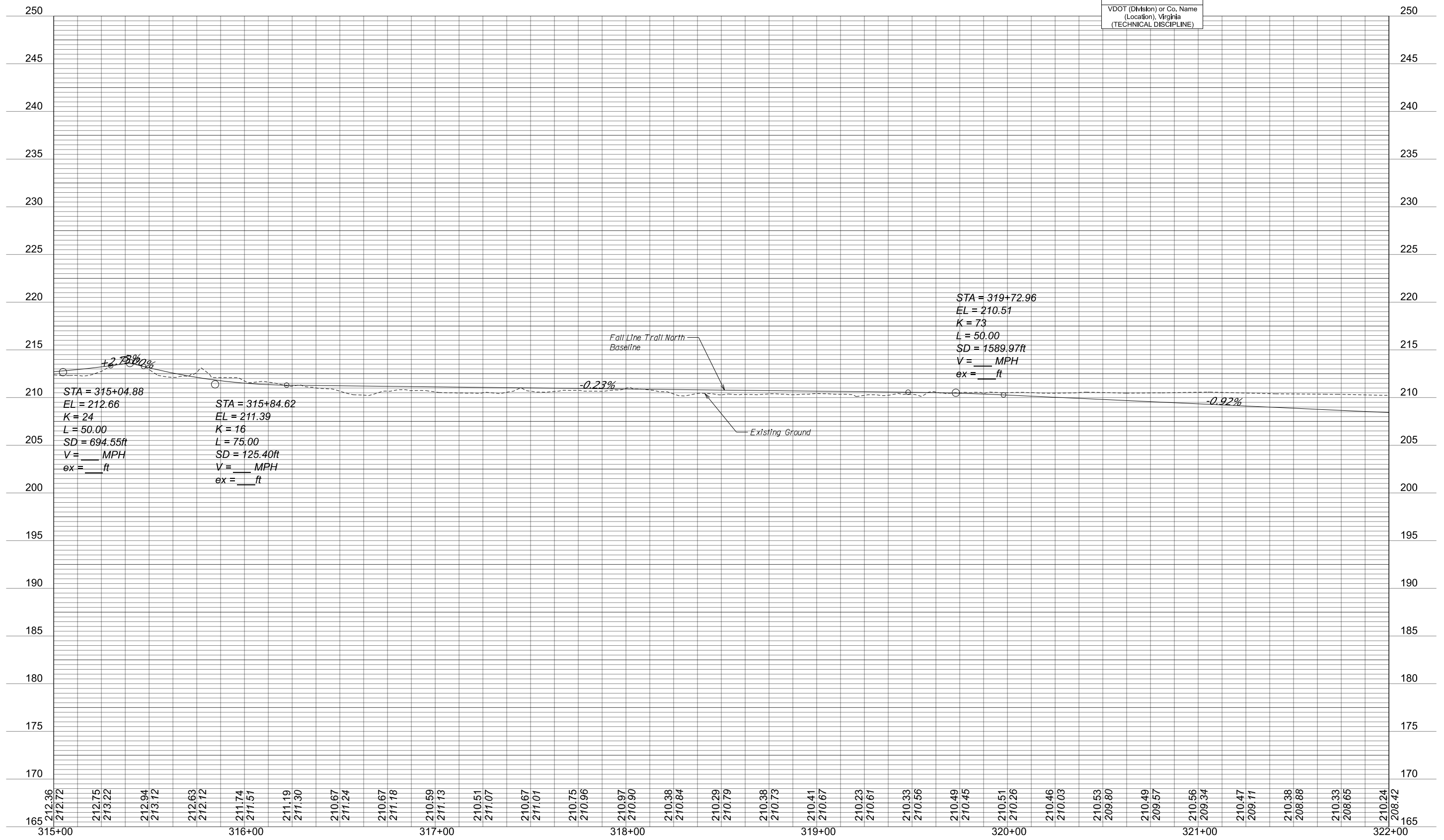
SCALE 0 25' 50'	PROJECT 9999-166-294, 9999-964-016,	SHEET NO. 36
--------------------	---	-----------------

PROJECT MANAGER Iyson Rosser, PE (757) 490-0132  
SURVEYED BY, DATE \_\_\_\_\_  
DESIGN BY VHB (757) 490-0132  
SUBSURFACE UTILITY BY, DATE \_\_\_\_\_



REVISED	STATE	STATE	SHEET NO.
	ROUTE	PROJECT	
	VA.	9999-166-294, P101, R201, C501 (UPC 121374), 9999-964-016, P101, R201, C501 (UPC 119599)	36A
DESIGN FEATURES RELATING TO CONSTRUCTION OR TO REGULATION AND CONTROL OF TRAFFIC MAY BE SUBJECT TO CHANGE AS DEEMED NECESSARY BY THE DEPARTMENT			
VDOT (Division) or Co. Name (Location), Virginia (TECHNICAL DISCIPLINE)			

# FALL LINE TRAIL NORTH PROFILE



PROJECT MANAGER *Tyson Rosser, PE (757) 490-0132*  
 SURVEYED BY, DATE \_\_\_\_\_  
 DESIGN BY *VHB (757) 490-0132*  
 SUBSURFACE UTILITY BY, DATE \_\_\_\_\_

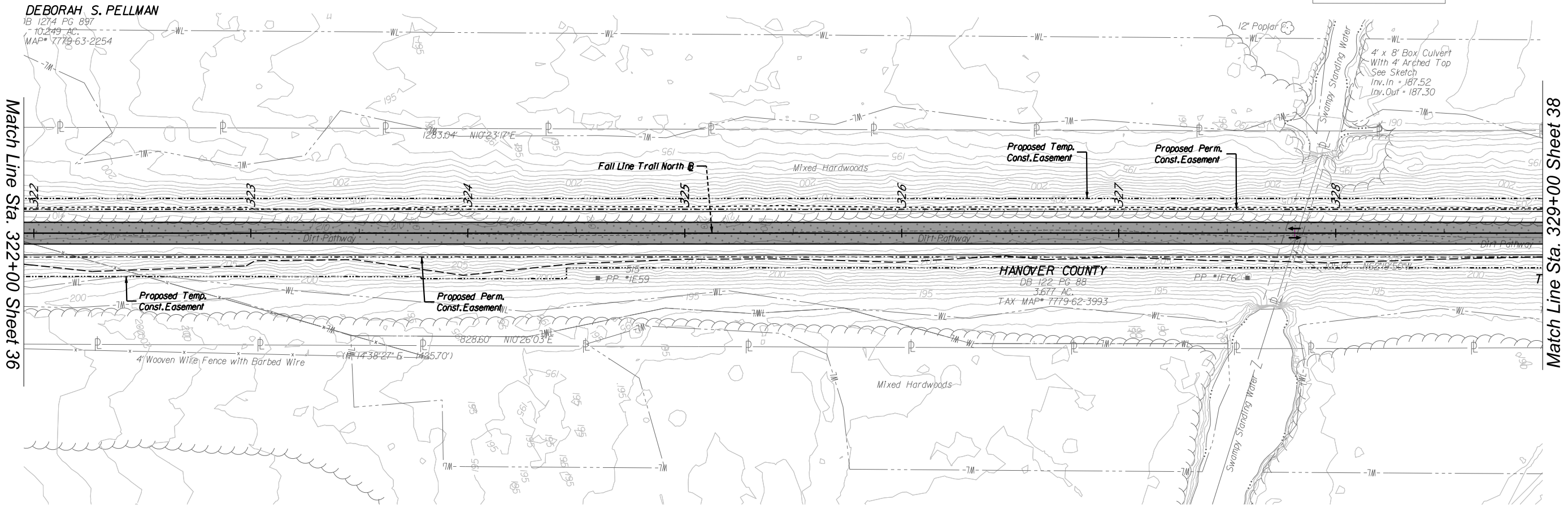
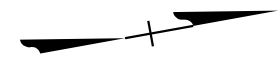
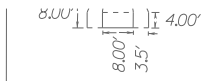
REVISED	STATE	STATE PROJECT		SHEET NO.
	VA.	9999-166-294, P101,R201,C501 (UPC 121374), 9999-964-016, P101,R201,C501 (UPC 119599)		
DESIGN FEATURES RELATING TO CONSTRUCTION OR TO REGULATION AND CONTROL OF TRAFFIC MAY BE SUBJECT TO CHANGE AS DEEMED NECESSARY BY THE DEPARTMENT				
VHB, INC Virginia Beach, Virginia (Roadway Engineer)		VHB, INC Virginia Beach, Virginia (Hydraulic Engineer)		

**LEGEND**

- Denotes Temporary Construction Easement
- Denotes Permanent Construction Easement
- Denotes Proposed Full Depth Pavement

TO I-295

TO ASHCAKE RD  
(ROUTE 657)



**DEBORAH S. PELLMAN**  
 1B 1274 PG 897  
 10.249 AC.  
 MAP# 7779-63-2254

**HANOVER COUNTY**  
 DB 122 PG 88  
 3.677 AC.  
 TAX MAP# 7779-62-3993

Match Line Sta. 322+00 Sheet 36

Match Line Sta. 329+00 Sheet 38

VOLUME II PLANS - THESE PLANS ARE UNFINISHED AND UNAPPROVED  
 AND ARE NOT TO BE USED FOR ANY TYPE OF CONSTRUCTION OR THE ACQUISITION OF RIGHT OF WAY



REFERENCES  
 (PROFILES, DETAIL & DRAINAGE  
 DESCRIPTION SHEETS, ETC.)

Profile 37A

SCALE 0 25' 50'	PROJECT 9999-166-294, 9999-964-016,	SHEET NO. 37
--------------------	---	-----------------



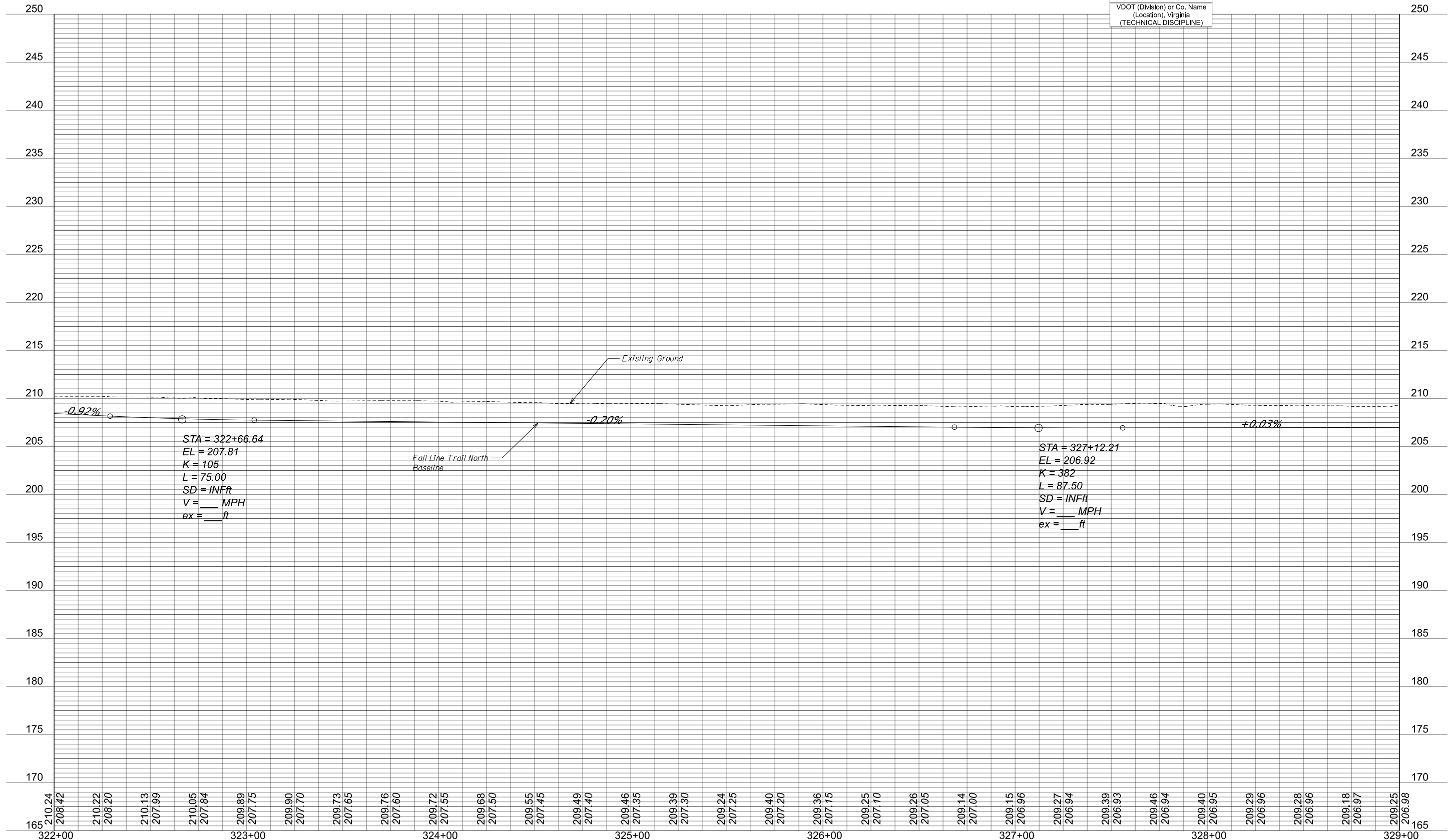


REVISED	STATE	ROUTE	STATE PROJECT	SHEET NO.
	VA.		9999-166-294, P101, R201, C501 (UPC 121374), 9999-964-016, P101, R201, C501 (UPC 119599)	37A

DESIGN FEATURES RELATING TO CONSTRUCTION OR TO REGULATION AND CONTROL OF TRAFFIC MAY BE SUBJECT TO CHANGE AS DEEMED NECESSARY BY THE DEPARTMENT

VDOT (Division) or Co. Name  
 (Location), Virginia  
 (TECHNICAL DISCIPLINE)

# FALL LINE TRAIL NORTH PROFILE



PROJECT MANAGER *Tyson Rosser, PE (757) 490-0132*  
SURVEYED BY, DATE  
DESIGN BY *VHB (757) 490-0132*  
SUBSURFACE UTILITY BY, DATE

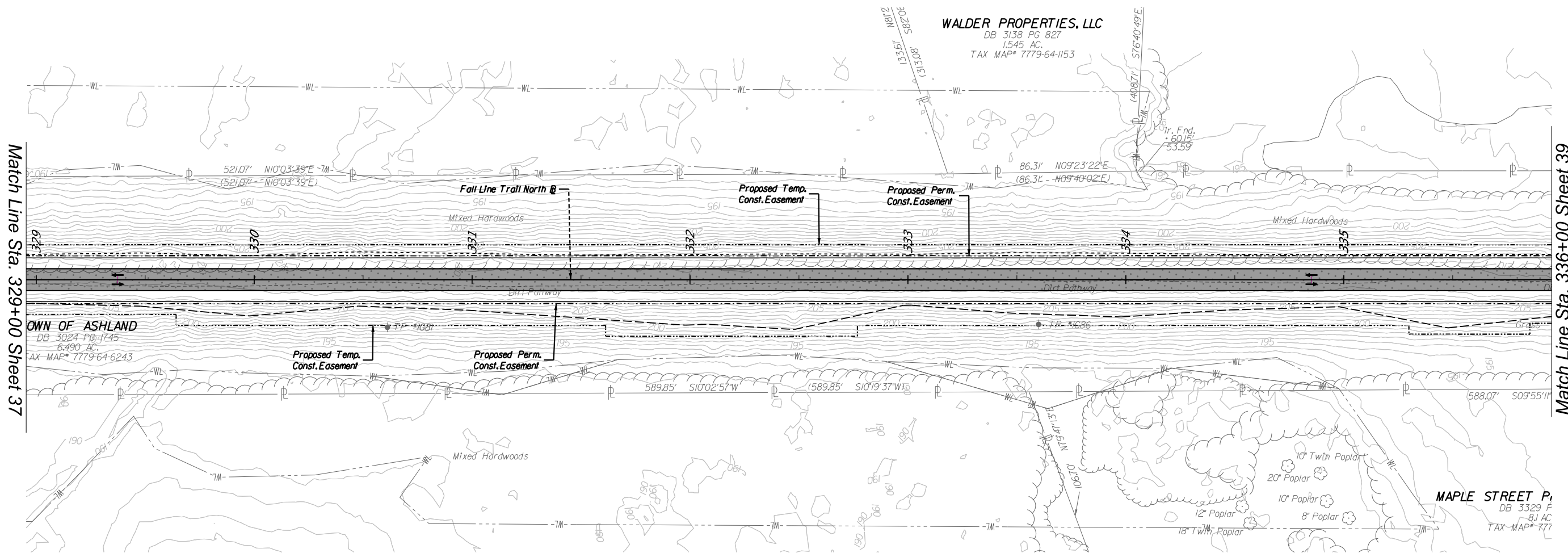
REVISED	STATE	ROUTE	STATE PROJECT	SHEET NO.
	VA.		9999-166-294, P101,R201,C501 (UPC 121374), 9999-964-016, P101,R201,C501 (UPC 119599)	
DESIGN FEATURES RELATING TO CONSTRUCTION OR TO REGULATION AND CONTROL OF TRAFFIC MAY BE SUBJECT TO CHANGE AS DEEMED NECESSARY BY THE DEPARTMENT				
VHB, INC Virginia Beach, Virginia (Roadway Engineer)		VHB, INC Virginia Beach, Virginia (Hydraulic Engineer)		

**LEGEND**

- Denotes Temporary Construction Easement
- Denotes Permanent Construction Easement
- █ Denotes Proposed Full Depth Pavement

TO I-295

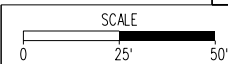
TO ASHCAKE RD  
(ROUTE 657)



VOLUME II PLANS - THESE PLANS ARE UNFINISHED AND UNAPPROVED  
AND ARE NOT TO BE USED FOR ANY TYPE OF CONSTRUCTION OR THE ACQUISITION OF RIGHT OF WAY



REFERENCES (PROFILES, DETAIL & DRAINAGE DESCRIPTION SHEETS, ETC.)	
Profile	38A
PROJECT 9999-166-294, 9999-964-016,	SHEET NO. 38



PROJECT MANAGER Iyson Rosser, PE (757) 490-0132  
 SURVEYED BY, DATE \_\_\_\_\_  
 DESIGN BY VHB (757) 490-0132  
 SUBSURFACE UTILITY BY, DATE \_\_\_\_\_

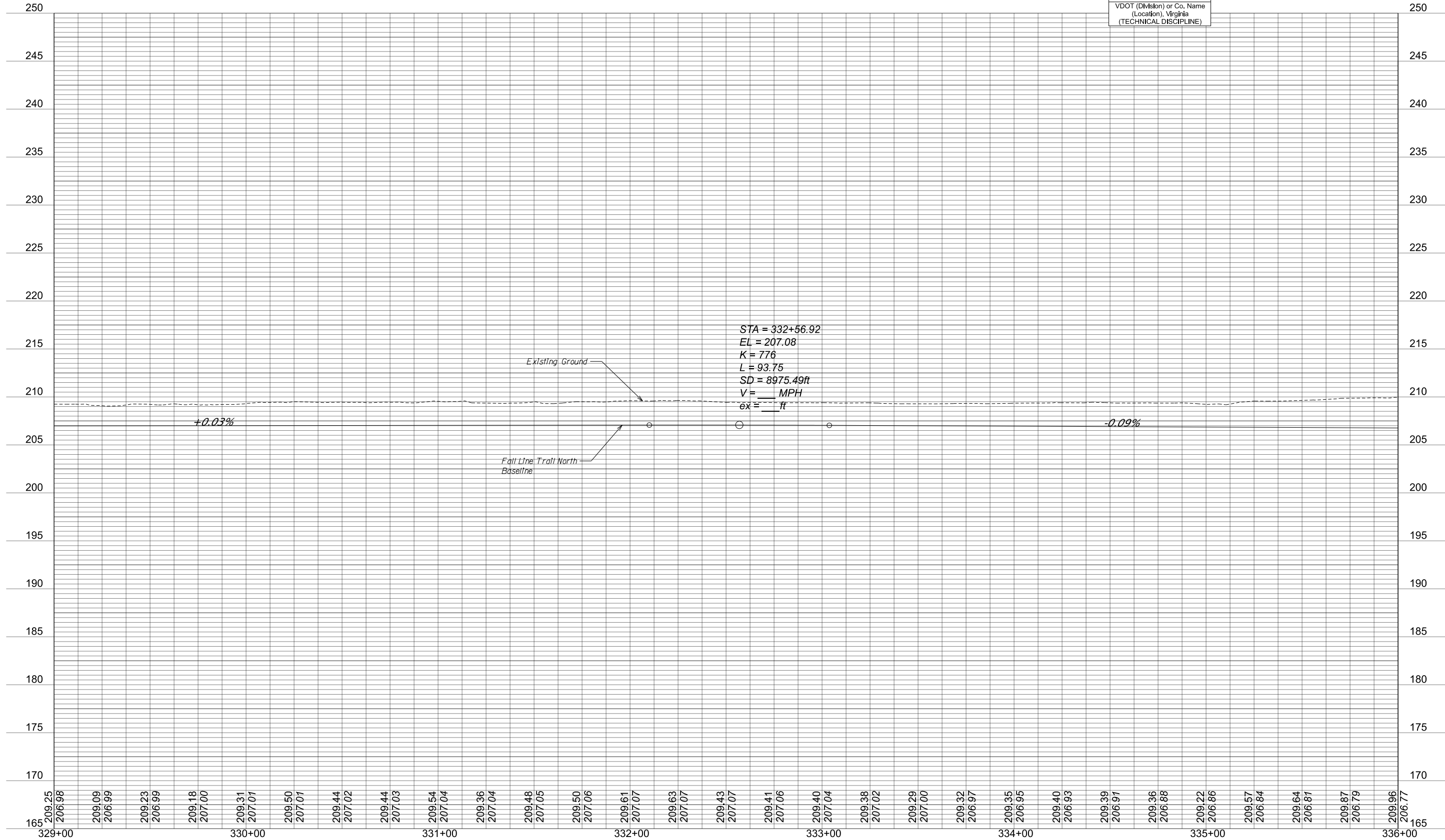


REVISED	STATE	ROUTE	STATE PROJECT	SHEET NO.
	VA.		9999-166-294, P101, R201, C501 (UPC 121374), 9999-964-016, P101, R201, C501 (UPC 119599)	38A

DESIGN FEATURES RELATING TO CONSTRUCTION OR TO REGULATION AND CONTROL OF TRAFFIC MAY BE SUBJECT TO CHANGE AS DEEMED NECESSARY BY THE DEPARTMENT

VDOT (Division) or Co. Name  
 (Location), Virginia  
 (TECHNICAL DISCIPLINE)

# FALL LINE TRAIL NORTH PROFILE



PROJECT MANAGER *Jysan Rosser, PE (757) 490-0132*  
SURVEYED BY, DATE  
DESIGN BY *VHB (757) 490-0132*  
SUBSURFACE UTILITY BY, DATE

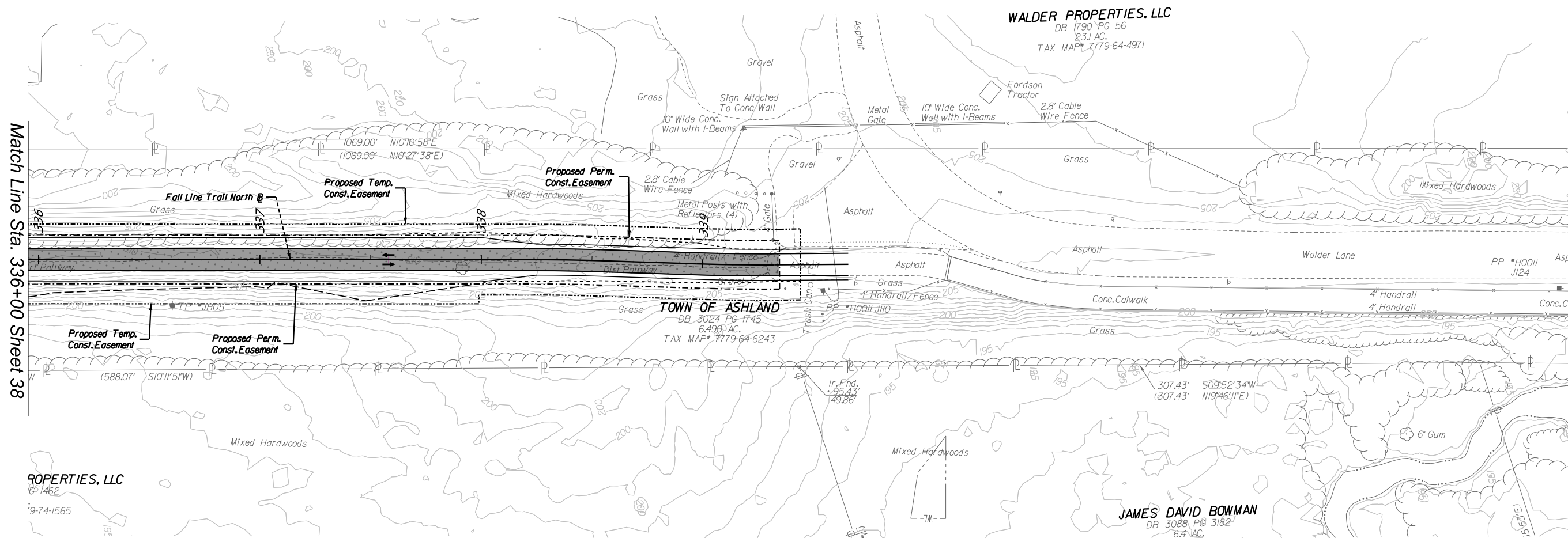
REVISED	STATE	STATE PROJECT		SHEET NO.
		ROUTE	PROJECT	
	VA.		9999-166-294, P101,R201,C501 (UPC 121374), 9999-964-016, P101,R201,C501 (UPC 119599)	39
DESIGN FEATURES RELATING TO CONSTRUCTION OR TO REGULATION AND CONTROL OF TRAFFIC MAY BE SUBJECT TO CHANGE AS DEEMED NECESSARY BY THE DEPARTMENT				
VHB, INC Virginia Beach, Virginia (Roadway Engineer)		VHB, INC Virginia Beach, Virginia (Hydraulic Engineer)		

**LEGEND**

- Denotes Temporary Construction Easement
- Denotes Permanent Construction Easement
- █ Denotes Proposed Full Depth Pavement

TO I-295

TO ASHCAKE RD  
(ROUTE 657)

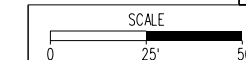


VOLUME II PLANS - THESE PLANS ARE UNFINISHED AND UNAPPROVED AND ARE NOT TO BE USED FOR ANY TYPE OF CONSTRUCTION OR THE ACQUISITION OF RIGHT OF WAY



REFERENCES  
(PROFILES, DETAIL & DRAINAGE DESCRIPTION SHEETS, ETC.)

Profile 39A



PROJECT	9999-166-294, 9999-964-016,
SHEET NO.	39

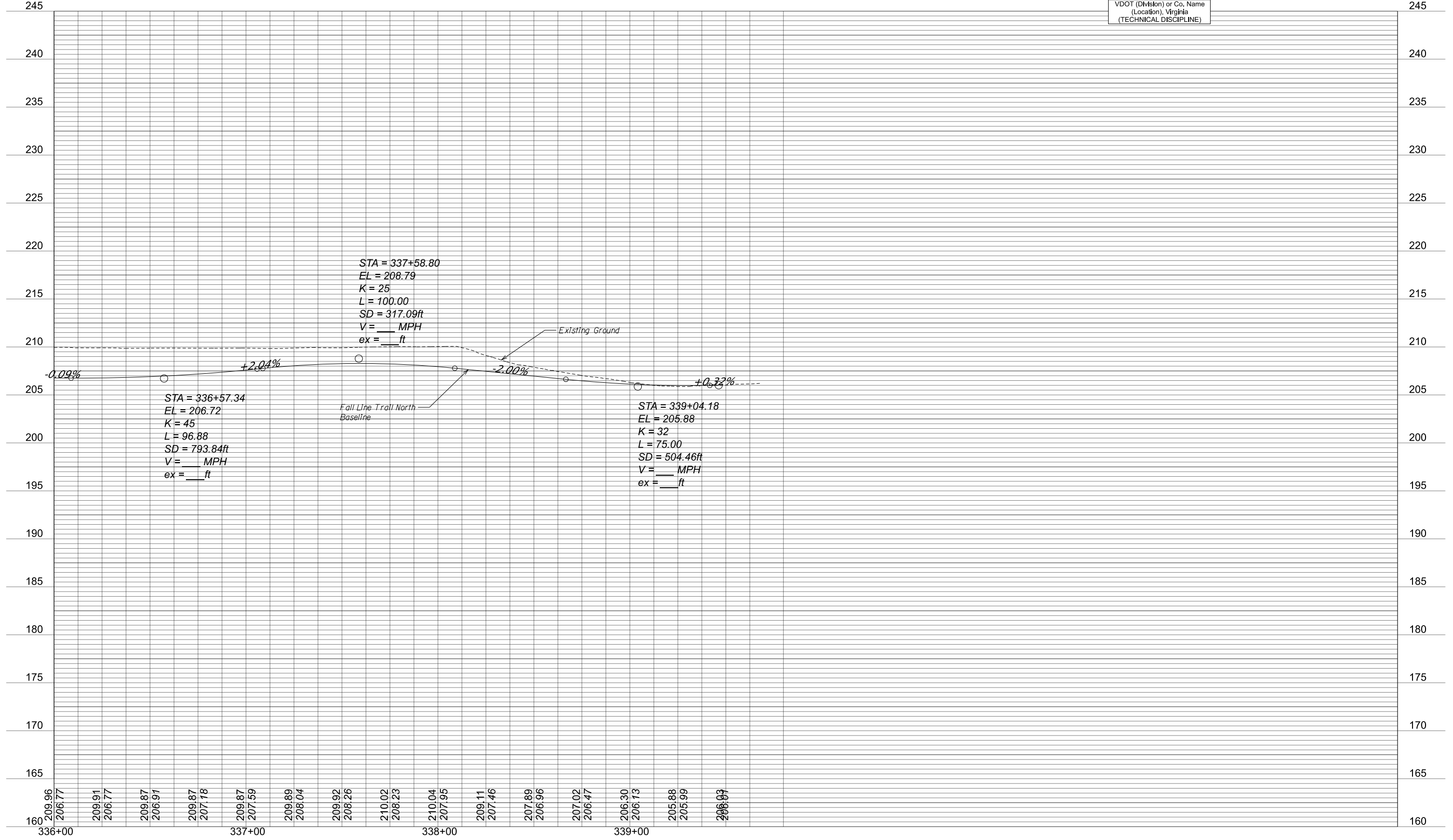


REVISED	STATE		SHEET NO.
	STATE	PROJECT	
	VA.	9999-166-294, P101, R201, C501 (UPC 121374), 9999-964-016, P101, R201, C501 (UPC 119599)	39A

DESIGN FEATURES RELATING TO CONSTRUCTION OR TO REGULATION AND CONTROL OF TRAFFIC MAY BE SUBJECT TO CHANGE AS DEEMED NECESSARY BY THE DEPARTMENT

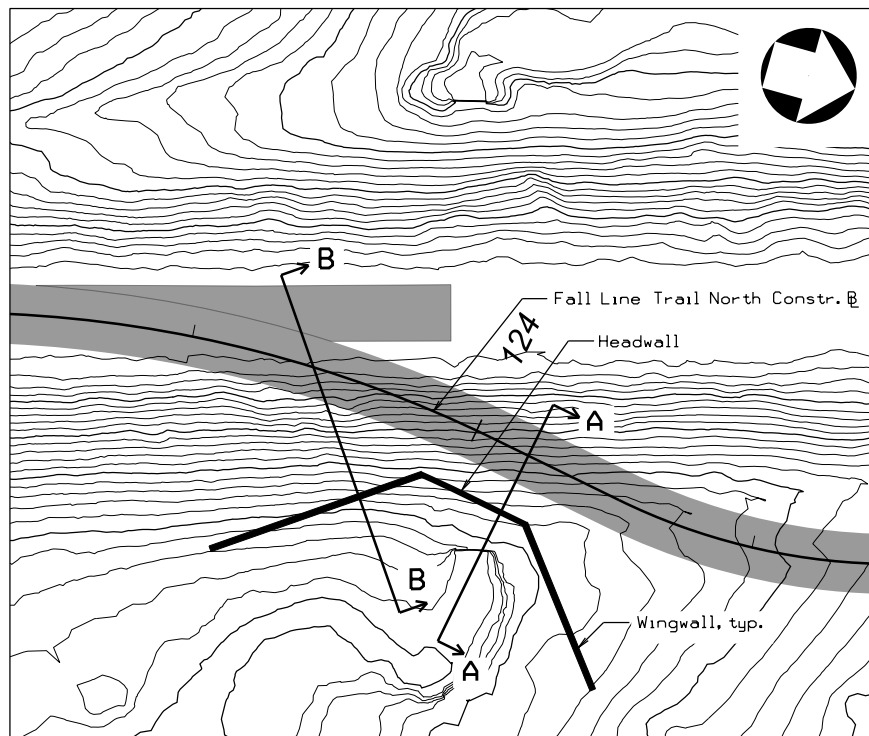
VDOT (Division) or Co. Name  
 (Location), Virginia  
 (TECHNICAL DISCIPLINE)

# FALL LINE TRAIL NORTH PROFILE



PROJECT MANAGER *Jysao Rosser, PE (757) 490-0132*  
SURVEYED BY, DATE \_\_\_\_\_  
DESIGN BY *VHB (757) 490-0132*  
SUBSURFACE UTILITY BY, DATE \_\_\_\_\_

REVISED	STATE	STATE		SHEET NO.
		ROUTE	PROJECT	
	VA.		9999-166-294, P101, R201, C501 (UPC 121374), 9999-964-016, P101, R201, C501 (UPC 119599)	
DESIGN FEATURES RELATING TO CONSTRUCTION OR TO REGULATION AND CONTROL OF TRAFFIC MAY BE SUBJECT TO CHANGE AS DEEMED NECESSARY BY THE DEPARTMENT				
VHB, INC Virginia Beach, Virginia (Structural Engineer)				



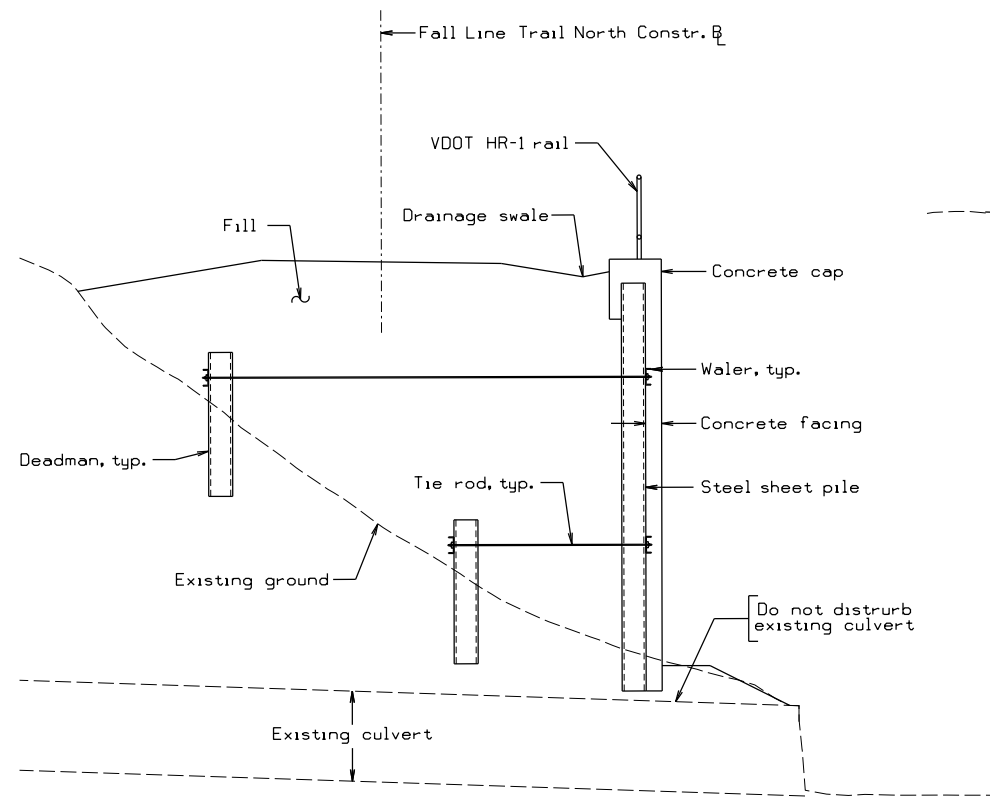
**LOCATION MAP**  
Not to Scale

**GENERAL NOTES:**

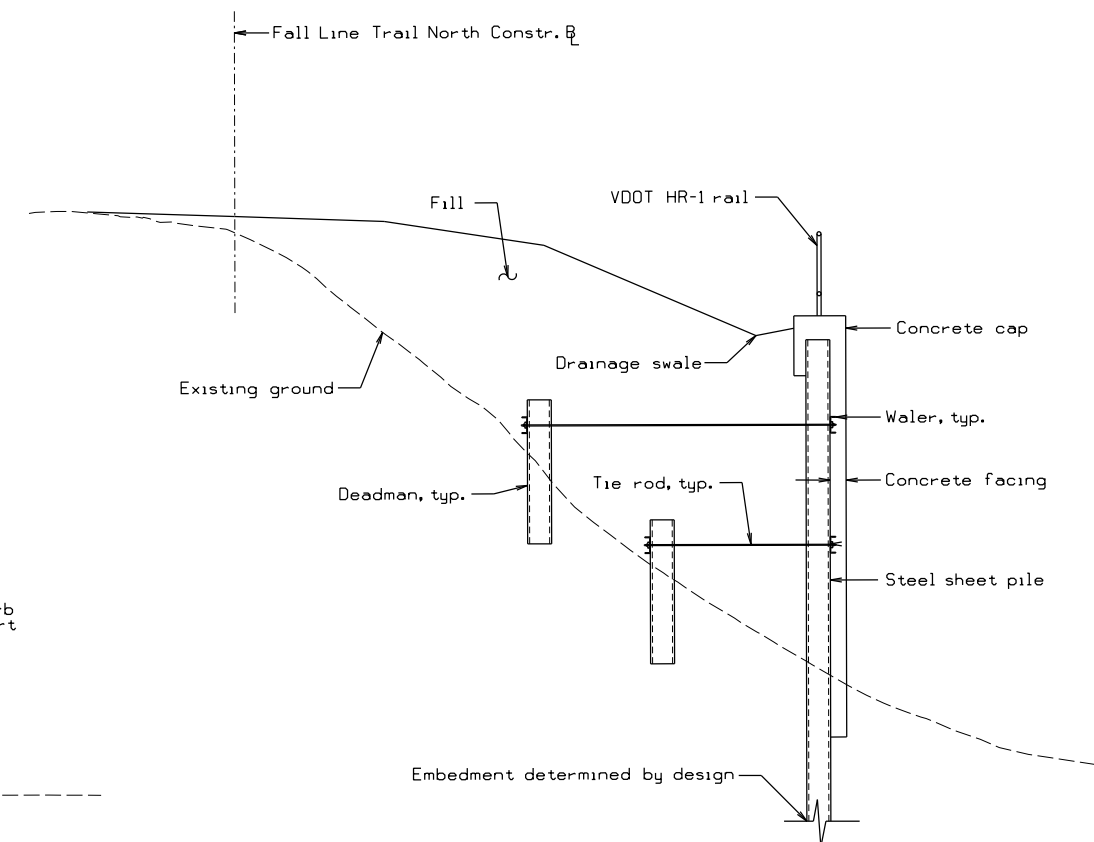
The schematics shown are conceptual only and may be altered based on the findings of the geotechnical exploration.

The culvert headwall near Sta. 124+15 is shown. A similar concept is proposed at two additional culverts near Sta. 256+00 and Sta. 292+35.

The number of deadmen shown is conceptual only. Further details will be developed in future design phases.



**SECTION A-A**  
Scale: 1/8" = 1'-0"



**SECTION B-B**  
Scale: 1/8" = 1'-0"

VOLUME II PLANS - THESE PLANS ARE UNFINISHED AND UNAPPROVED AND ARE NOT TO BE USED FOR ANY TYPE OF CONSTRUCTION OR THE ACQUISITION OF RIGHT OF WAY



CULVERT WALL DETAILS

SCALE : AS NOTED	PROJECT 9999-166-294, 9999-964-016.	SHEET NO.
------------------	---	-----------

# SECTION 4.2.8 CONCEPTUAL BRIDGE PLANS



PROJECT MANAGER *Jysan Rosser, PE (757) 490-0132*  
SURVEYED BY, DATE  
DESIGN BY *VHB (757) 490-0132*  
SUBSURFACE UTILITY BY, DATE

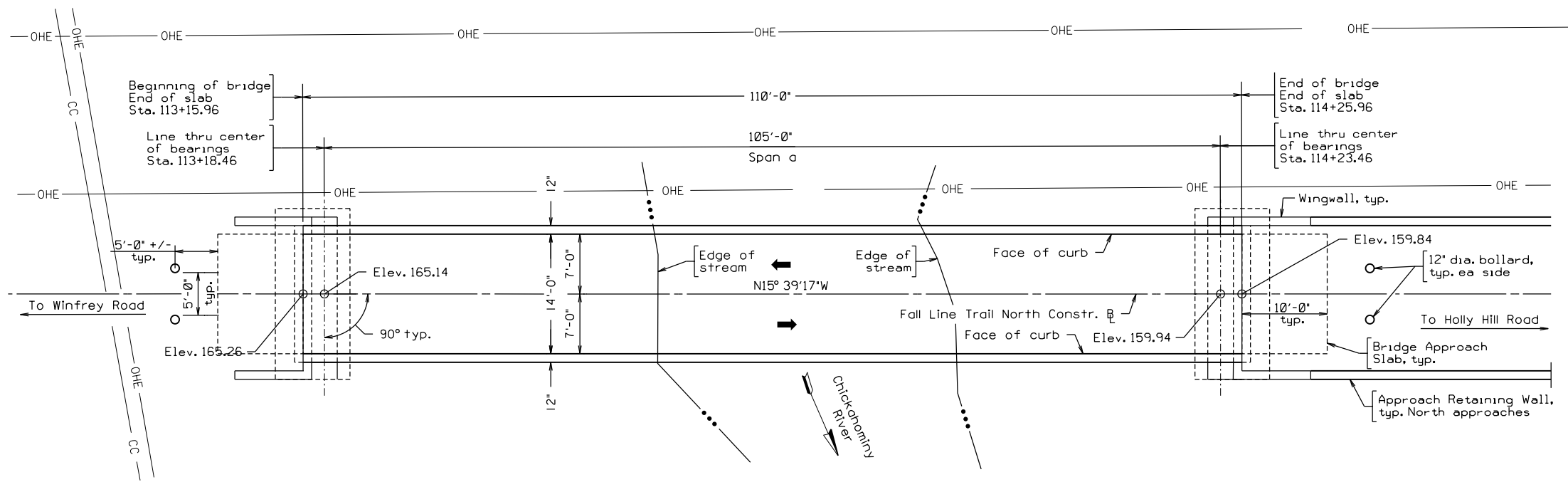
REVISED	STATE	ROUTE	STATE PROJECT	SHEET NO.
	VA.		9999-166-294, P101, R201, C501 (UPC 121374), 9999-964-016, P101, R201, C501 (UPC 119599)	

DESIGN FEATURES RELATING TO CONSTRUCTION OR TO REGULATION AND CONTROL OF TRAFFIC MAY BE SUBJECT TO CHANGE AS DEEMED NECESSARY BY THE DEPARTMENT

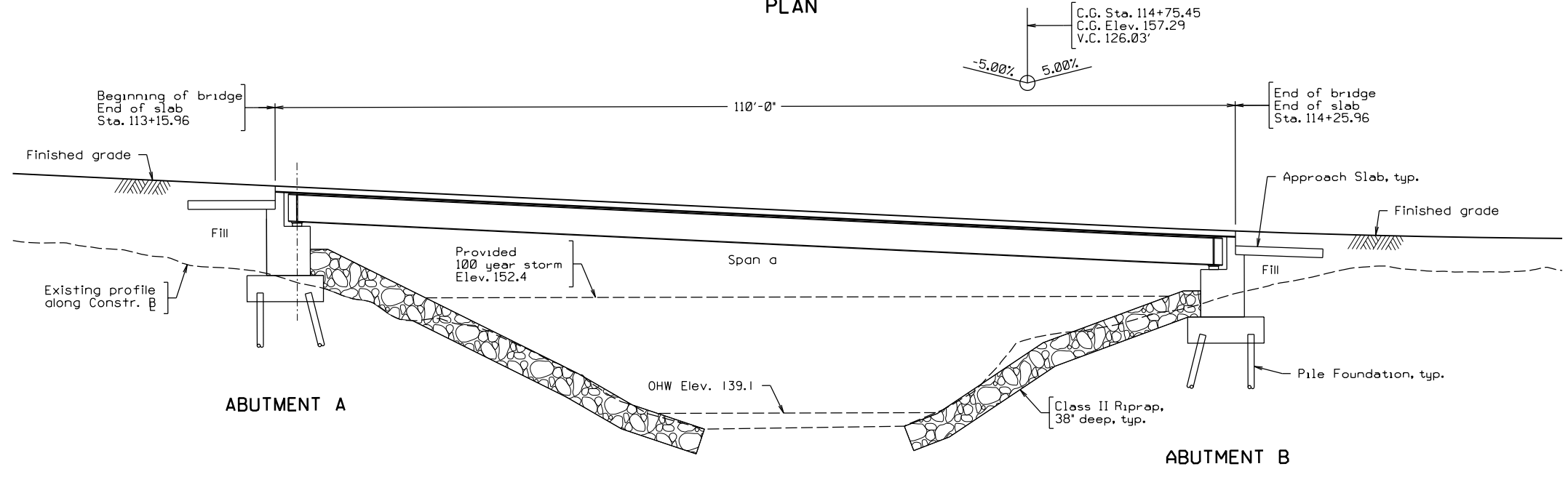
VHB, INC  
Virginia Beach, Virginia  
(Structural Engineer)

**GENERAL NOTES:**

- Capacity: 90 psf Pedestrian Live Loading or H-10 (20,000 lb) vehicle defined as a front axle load of 4,000 lbs and a rear axle of 16,000 lbs, with axle spacing of 14'-0", wheel spacing of 6'-0".
- Drainage Area: 33.6 sq. mi.
- Specifications:
  - Construction: Virginia Department of Transportation Road and Bridge Specifications, 2020.
  - Design: AASHTO LRFD Bridge Design Specifications, 8th Edition, 2017; and VDOT Modifications.
  - LRFD Guide Specifications for Design of Pedestrian Bridges, 2nd Edition, 2009; and VDOT Modifications.
  - Standards: Virginia Department of Transportation Road and Bridge Standards, 2016; including all current revisions.
- See trail plan views for limits of rip rap slope protection.



**PLAN**



**DEVELOPED SECTION ALONG CONSTR. B**

Note: Curb and Bridge Pedestrian Railing not shown for clarity

VOLUME II PLANS - THESE PLANS ARE UNFINISHED AND UNAPPROVED AND ARE NOT TO BE USED FOR ANY TYPE OF CONSTRUCTION OR THE ACQUISITION OF RIGHT OF WAY



PROPOSED BRIDGE ON  
FALL LINE TRAIL OVER  
CHICKAHOMINY RIVER  
GENERAL PLAN & ELEVATION

Scale: 1/16" = 1'-0"	PROJECT 9999-166-294, 9999-964-016,	SHEET NO.
----------------------	---	-----------



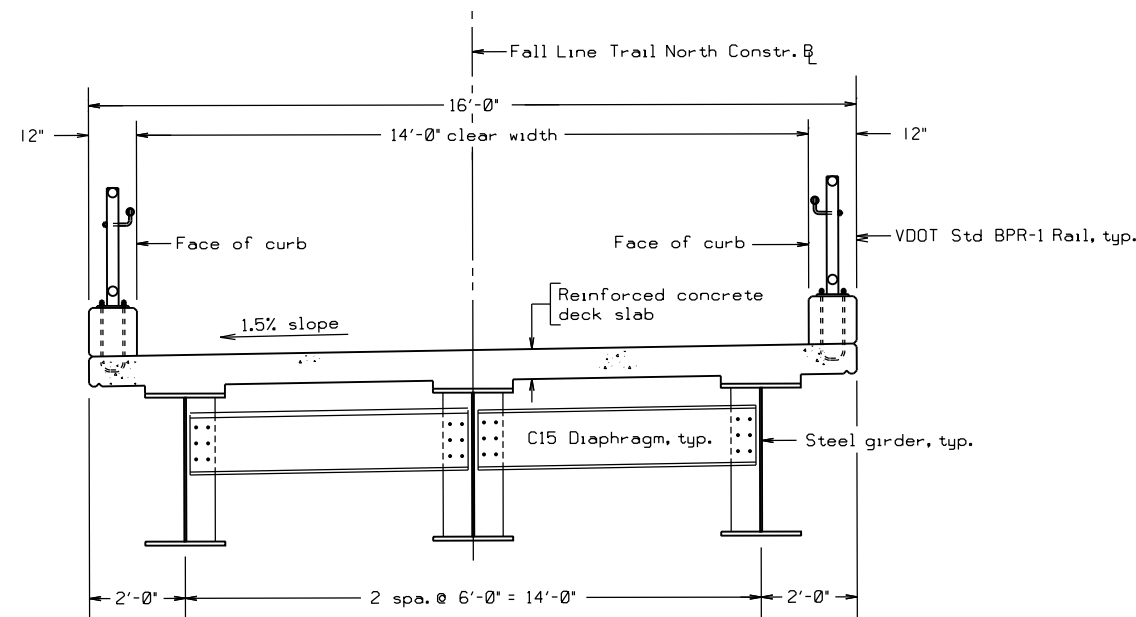
PROJECT MANAGER *Jysao Rosser, PE (757) 490-0132*  
SURVEYED BY, DATE  
DESIGN BY *VHB (757) 490-0132*  
SUBSURFACE UTILITY BY, DATE

REVISED	STATE	ROUTE	STATE PROJECT	SHEET NO.
	VA.		9999-166-294, P101, R201, C501 (UPC 121374), 9999-964-016, P101, R201, C501 (UPC 119599)	
DESIGN FEATURES RELATING TO CONSTRUCTION OR TO REGULATION AND CONTROL OF TRAFFIC MAY BE SUBJECT TO CHANGE AS DEEMED NECESSARY BY THE DEPARTMENT				
VHB, INC Virginia Beach, Virginia (Structural Engineer)				

**GENERAL NOTES:**

All steel shall have a yield strength of 50 ksi unless otherwise noted.

The girder spacings and layout shown is preliminary for bid purposes and may be subject to minor changes in future stages of design.



**TRANSVERSE SECTION**

VOLUME II PLANS - THESE PLANS ARE UNFINISHED AND UNAPPROVED AND ARE NOT TO BE USED FOR ANY TYPE OF CONSTRUCTION OR THE ACQUISITION OF RIGHT OF WAY



PROPOSED BRIDGE ON  
FALL LINE TRAIL OVER  
CHICKAHOMINY RIVER  
TRANSVERSE SECTION

SCALE : 1/4" = 1'-0"	PROJECT 9999-166-294, 9999-964-016,	SHEET NO.
----------------------	---	-----------



# FALL LINE TRAIL NORTHERN SECTION (SEGMENT 7C.2 –7C.4)

From: Walder Lane, Town of Ashland  
To: 0.2 Miles South of Winfrey Road, Henrico County

**TOWN OF ASHLAND, HANOVER COUNTY  
AND HENRICO COUNTY, VIRGINIA**

**State Project No.:** 9999-166-294,  
P101, R201, C501 (UPC 121374)  
9999-964-016,  
P101, R201, C501 (UPC 119599)

**Contract ID Number:** C00121374DB121

## PRICE PROPOSAL



Submitted by:



**ATTACHMENT 4.0.1.2**

**DESIGN-BUILD PRICE PROPOSAL  
CHECKLIST**


**Project Name: Fall Line Trail – Northern Section (Segment 7C.2 – 7C.4)  
Contract ID Number: C00121374DB121**

---

➤ **Contents of Price Proposal:**

- Cost Breakdown Summary in whole numbers and the Proposal Price, in both numbers and words (Part 1, Attachment 4.3.1)**
  - Price Adjustment Information and Forms for Asphalt, Fuel and Steel, including identification of pay items and associated quantities eligible for adjustment (Part 3, Section 6.3, Attachments 6.3(a), 6.3(c), and 6.3(d))**
  - Proposal Guaranty (C-24) required by Section 102.07 of Part 5, Division I Amendments to the Standard Specifications**
  - Sworn Statement Forms C-104 and C-105 (Part 1, Attachments 4.3.4(a) and 4.3.4(b))**
-

## 4.3.1 Cost Breakdown Summary



**ATTACHMENT 4.3.1**

**PRICE PROPOSAL FORM**

**4.3.1** Offeror shall specify the pricing information for the items below, the dollars amount shall be in whole numbers:


Price Proposal Cost Breakdown Summary;

Design Services, LS	\$ 3,717,950.00
Construction Services (exclude QA/QC), LS	\$ 12,520,977.00
Quality Assurance (QA) (Construction), LS	\$ 508,000.00
Quality Control (QC) (Construction), LS	\$ 230,850.00

Proposal Price; (Specify the Total Lump Sum price in both numbers and words, this price shall **equal** to the total sum of the items listed above)

Lump Sum (LS): Sixteen Million Nine Hundred Seventy Seven Thousand


Seven Hundred Seventy Seven dollars and Zero cents (\$ 16,977,777.00 )

Signature:  Date: March 14, 2023  
Aaron T. Myers, Executive Vice President - Operations

Design-Builder: Allan Myers VA, Inc.

Vendor No.: G303

## 4.3.2 Price Adjustment Forms



**EXHIBIT 6.3(a)**  
**ADJUSTMENT FOR ASPHALT**

**SPECIAL PROVISION FOR**  
**ASPHALT MATERIAL PRICE ADJUSTMENT for DESIGN-BUILD PROJECTS**

June 26, 2018

All asphalt material listed in the attached “Asphalt Material Items Eligible for Price Adjustment” will be adjusted in accordance with the provisions as set forth herein. Other items will not be adjusted, except as otherwise specified in the contract. Any item added through a Work Order which contains asphalt material will not be subject to Price Adjustment unless specifically designated in the Work Order to be subject to Price Adjustment.

Each month, the Department will publish an average state-wide PG 64S-22 f.o.b. price per ton and an average PG 64E-22 f.o.b. price per ton developed from the average terminal prices provided to the Department from suppliers of asphalt cement to contractors doing work in Virginia. The Department will collect terminal prices from approximately 12 terminals each month. These prices will be received once each month from suppliers on or about the last weekday of the month. The high and low prices will be eliminated and the remaining values averaged to establish the average statewide price for the following month. That monthly state-wide average price will be posted on the Construction Division website on or about the first weekday of the following month. In the event the average prices were to change 10 percent or more of the Base Index during the middle of the month, the Design Builder can submit a letter to the Department and the supplier that provides evidence of the difference in price. Upon receipt of the letter consideration will be given to extend additional adjustments as deemed necessary.

This monthly statewide average price will be the Base Index for all contracts on which Price Proposals are received during the calendar month of its posting and will be the Current Index for all asphalt placed during the calendar month of its posting. In the event an index changes radically from the apparent trend, as determined by the Engineer, the Department may establish an index which is determined to best reflect the trend.

The amount of adjustment applied will be based on the difference between the Price Proposal\Contract Base Index and the Current Index for the applicable calendar month during which the work is performed. Calculations must be done for each type of Asphalt Material put in place each month, whether the Current Index is higher or lower than the Base Index. The calculation for the adjustment shall be shown as follows:

$$A = Q \times \%AC \times IC$$

Where: A = Asphalt Adjustment Dollar Amount

Q = Quantity of Asphalt Material put in place during the month

%AC = % of Asphalt Cement in the Asphalt Material as specified in the Job Mix Formula

IC = Numeric Dollar Difference, either positive or negative, between the Base Index and Current Index

*Example Calculation for Negative Price Adjustment (Credit back to VDOT):*

7,500 Tons of SM-12.5A put in place during the month (Q), Job Mix is 6.1% Asphalt Cement for SM-12.5A (%AC), Base Index for the Contract is \$515/Ton, Current Index is \$500/Ton, Difference of - \$15.00/Ton (IC)

$$7,500 \text{ Tons SM-12.5A} \times 6.1\% \times - \$15.00/\text{Ton} = - \$6,862.50 \text{ Adjustment Amount}$$

*Example Calculation for Positive Price Adjustment (Paid to the Design-Builder):*

10,000 Tons of BM-25.0A put in place during the month (Q), Job Mix is 5.2% Asphalt Cement for BM-25.0A (%AC), Base Index for the Contract is \$515/Ton, Current Index is \$560/Ton, Difference of + \$45.00/Ton (IC)

$$10,000 \text{ Tons BM-25.0A} \times 5.2\% \times \$45.00/\text{Ton} = + \$23,400.00 \text{ Adjustment Amount}$$



Adjustment of any asphalt material other than PG 64S-22 and PG 64E-22 will be based on the indexes for PG 64S-22. The quantity of asphalt cement for asphalt concrete pavement to which adjustment will be applied will be the quantity based on the percent of asphalt cement shown on the appropriate approved job mix formula.

The quantity of asphalt emulsion for surface treatments to which adjustment will be applied will be the quantity based on 65 percent residual asphalt.

Price adjustment will be shown as a separate entry on the monthly application of payment for work packages completed; however, such adjustment will not be included in the total cost of the work for progress determination or for extension of contract time. Items the Design-Builder claims in its application of payment for asphalt adjustments must include supporting calculations certified by the Quality Assurance Manager (QAM). These calculations shall be completed relative to the calendar month under which the work was performed and shall be submitted for either positive or negative adjustment.

Any apparent attempt to unbalance bids in favor of items subject to price adjustment or failure to submit required cost and price data as noted hereinbefore may result in rejection of items for asphalt adjustment.

**VIRGINIA DEPARTMENT OF TRANSPORTATION  
 MASTER LISTING OF  
 ASPHALT MATERIAL ITEMS ELIGIBLE FOR PRICE ADJUSTMENT**

<b>ITEM</b>	<b>DESCRIPTION</b>	<b>UNITS</b>	<b>SPECIFICATION</b>
10062	Asphalt-Stab. Open-Graded Material	Ton	313
10416	Liquid Asphalt	Gal	311 312
10417	Tack Coat	Gal	310
10420	Blotted Seal Coat Ty. B	Sy	ATTD
10422	Blotted Seal Coat Ty. C	Sy	ATTD
10423	Blotted Seal Coat Ty. C-1	Sy	ATTD
10424	Blotted Seal Coat Ty. D	Sy	ATTD
10598	NS Asphalt Concrete	Ton	315
10603	Asphalt Concrete Ty. SM-19.0A	Ton	315
10604	Asphalt Concrete Ty. SM-19.0D	Ton	315
10605	Asphalt Concrete Ty. SM-19.0E (64E)	Ton	315
10606	Asphalt Concrete Ty. SM-9.5	Ton	315
10607	Asphalt Concrete Ty. SM-12.5A	Ton	315
10608	Asphalt Concrete Ty. SM-12.5D	Ton	315
10609	Asphalt Concrete Ty. SM-12.5E (64E-22)	Ton	315
10610	Asphalt Concrete Ty. IM-19.0A	Ton	315
10611	Asphalt Concrete Ty. IM-19.0D	Ton	315
10612	Asphalt Conc. Base Cr. Ty. BM-25.0	Ton	315
10614	Asphalt Concrete Ty. IM-19.0E (64E)	Ton	315
10613	Asphalt Concrete Ty. BM-37.5	Ton	315
10635	Asphalt Concrete Ty. SM-9.5A	Ton	315
10636	Asphalt Concrete Ty. SM-9.5D	Ton	315
10637	Asphalt Concrete Ty. SM-9.5E (64E-22)	Ton	315
10639	Asphalt Concrete Ty. SM-19.0	Ton	315
10642	Asphalt Concrete Ty. BM-25.0A	Ton	315
10643	Asphalt Concrete Ty. BM-25.0D	Ton	315
10650	Stone Matrix Asphalt SMA-9.5(64H-22)	Ton	317
10651	Stone Matrix Asphalt SMA-9.5(64E-22)	Ton	317
10652	Stone Matrix Asphalt SMA-12.5(64H-22)	Ton	317
10653	Stone Matrix Asphalt SMA-12.5(64E-22)	Ton	317
10654	Stone Matrix Asphalt SMA-19.0(64H-22)	Ton	317
10655	Stone Matrix Asphalt SMA-19.0(64E-22)	Ton	317
10701	Liquid Asphalt Coating	Sy	ATTD
12505	Asphalt Concrete Curb Backup Material	Ton	315
13240	Asphalt Concrete Sidewalk	Ton	504
16110	Emul. Asph. Slurry Seal Type A	Sy	ATTD
16120	Emul. Asph. Slurry Seal Type B	Sy	ATTD
16130	Emul. Asph. Slurry Seal Type C	Sy	ATTD
16144	Latex Mod. Emul. Treat. Type B	Ton	ATTD
16145	Latex Mod. Emul. Treat. Type C	Ton	ATTD

---

16146	Latex Mod. Emul. Treat. Rutfilling	Ton	ATTD
16161	Modified Single Seal	Sy	ATTD
16162	Modified Double Seal	Sy	ATTD
16249	Nontracking Tack Coat	Gal.	ATTD
16250	Liquid Asphalt Matl. CMS-2 (Mod)	Gal	ATTD
16251	Liquid Asphalt Matl. CMS-2	Gal	ATTD
16252	Liquid Asphalt Matl. CRS-2	Gal	ATTD
16253	Liquid Asphalt Matl. CRS-2H	Gal.	ATTD.
16254	Liquid Asphalt Matl. RC-250	Gal	ATTD
16256	Liquid Asphalt Matl. RC-800	Gal	ATTD
16257	Ns Liquid Asphalt Matl.	Gal	ATTD
16260	Liquid Asphalt Matl. CRS-2L	Gal	ATTD
16325	NS Asphalt Concrete	Ton	N/A
16326	Asphalt Concrete Ty. SM-4.75A	Ton	315
16327	Asphalt Concrete Ty. SM-4.75D	Ton	315
16328	Asphalt Concrete Ty. SM-4.75E	Ton	315
16330	Asphalt Concrete Ty. SM-9.0A	Ton	315
16335	Asphalt Concrete Ty. SM-9.5A	Ton	315
16337	Asph. Conc. Ty. SM-9.5ASL (Spot Level)	Ton	315
16340	Asphalt Concrete Ty. SM-9.5D	Ton	315
16342	Asph. Conc. Ty. SM-9.5DSL (Spot Level)	Ton	315
16345	Asphalt Concrete Ty. SM-9.5E (64E-22)	Ton	315
16350	Asphalt Concrete Ty. SM-12.5A	Ton	315
16352	Asph. Con. Ty. SM-12.5ASL (Spot Level)	Ton	315
16355	Asphalt Concrete Ty. SM-12.5D	Ton	315
16357	Asph. Con. Ty. SM-12.5DSL (Spot Level)	Ton	315
16360	Asphalt Concrete Ty. SM-12.5E (64E-22)	Ton	315
16364	Asphalt Concrete Ty. SM-19.0E (64E)		
16365	Asphalt Concrete Ty. IM-19.0A	Ton	315
16370	Asphalt Concrete Ty. IM-19.0D	Ton	315
16371	Asphalt Concrete Ty. IM-19.0E (64E)		
16373	Asphalt Concrete Ty. IM-19.0A (T)	Ton	315
16374	Asphalt Concrete Ty. IM-19.0D (T)	Ton	315
16377	Asphalt Concrete Ty. BM-37.5	Ton	315
16379	Asphalt Concrete Ty. IM-19.0T	Ton	315
16390	Asphalt Concrete Ty. BM-25.0A	Ton	315
16392	Asphalt Concrete Ty. BM-25.0D	Ton	315
16395	Asphalt Concrete Ty. BM-25.0A (T)	Ton	315
16397	Asphalt Concrete Ty. BM-25.0D (T)	Ton	315
16400	Stone Matrix Asphalt SMA-9.5(64H-22)	Ton	ATTD
16401	Stone Matrix Asphalt SMA-9.5(64E-22)	Ton	ATTD
16402	Stone Matrix Asphalt SMA-12.5(64H-22)	Ton	ATTD
16403	Stone Matrix Asphalt SMA-12.5(64E-22)	Ton	ATTD
16404	Stone Matrix Asphalt SMA-19.0(64H-22)	Ton	ATTD
16405	Stone Matrix Asphalt SMA-19.0(64E-22)	Ton	ATTD
16490	Hot Mix Asphalt Treatment	Ton	ATTD

16500	Surf.Preparation & Restoration Type I	Ton	ATTD
16502	Surf.Preparation & Restoration Type II	Ton	ATTD
16504	Surf.Preparation & Restoration Type III	Ton	ATTD
67201	NS Asphalt Concrete Overlay	Ton	315
67210	NS Asphalt Concrete	Ton	315
68240	NS Asphalt Concrete	Ton	315

**EXHIBIT 6.3 (c)  
ADJUSTMENT FOR FUEL**

**VIRGINIA DEPARTMENT OF TRANSPORTATION  
SPECIAL PROVISION FOR  
OPTIONAL ADJUSTMENT FOR FUEL  
DESIGN-BUILD PROJECTS**

June 26, 2018

In the event the Design-Builder elects to seek adjustment for fuel items designated in the Price Proposal/Contract as Price Adjustment Items such items will be subject to price adjustment as set forth herein. Other items will not be adjusted, except as otherwise specified in the contract.

The Design-Builder shall submit their monthly application for payment associated with eligible work packages with an adjustment up or down as appropriate for cost changes in fuel used on specific items of work identified in this provision. The optional fuel item listing eligible for fuel adjustment is provided by the Department at this website: <http://www.virginiadot.org/business/const/resource.asp>. The listing on the web site also includes the corresponding fuel factor for each item. The fuel usage factor for each item is considered inclusive of all fuel usage.

In order to be eligible for fuel adjustment under this provision, the Design-Builder shall clearly identify in the Schedule of Items those pay items and the associated quantities it chooses to have fuel adjustment applied to in its work packages. Items the Design-Builder claims in its application of payment for fuel adjustments must be properly designated in order to be considered for adjustment. Items not properly designated or left out of the Design-Builder's Schedule of Items shall not be considered for adjustment.

The monthly index price to be used in the administration of this provision will be calculated by the Department from the Diesel fuel prices published by the U. S. Department of Energy, Energy Information Administration on highway diesel prices, for the Lower Atlantic region. The monthly index price will be the price for diesel fuel calculated by averaging each of the weekly posted prices for that particular month.

For the purposes of this provision, the base index price will be calculated using the data from the month preceding the receipt of bids. The base index price will be posted by the Department at the beginning of the month for all bids received during that month.

The current index price will be posted by the Department and will be calculated using the data from the month preceding the particular estimate being vouchered for payment.

The current monthly quantity for eligible items of work selected by the Design-Builder for fuel adjustment in its work packages will be multiplied by the appropriate fuel factor to determine the gallons of fuel to be cost adjusted. The amount of adjustment per gallon will be the net difference between the current index price and the base index price. Computation for adjustment will be made as follows:

$$S = (E - B) QF$$

Where; S = Monetary amount of the adjustment (plus or minus)  
B = Base index price  
E = Current index price  
Q = Quantity of individual units of work  
F = Appropriate fuel factor

Adjustments will not be made for work performed beyond the original contract time limit unless the original time limit has been changed by an executed Work Order.


If new pay items are added to this contract by Work Order and they are listed in the Department's master listing of eligible items, the Work Order must indicate which of these individual items will be fuel adjusted; otherwise, those items will not be fuel adjusted. If applicable, designating which new pay items will be added for fuel adjustment must be determined during development of the Work Order and clearly shown on the Work Order form. The Base Index price on any new eligible pay items added by Work Order will be the Base Index price posted for the month in which bids were received for that particular project. The Current Index price for any new eligible pay items added by Work Order will be the Index price posted for the month preceding the estimate on which the Work Order is paid.

When quantities differ between the last monthly application of payment prepared upon final acceptance and the final application of payment, adjustment will be made using the appropriate current index for the period in which that specific item of work was last performed.

In the event any of the base fuel prices in this contract increase more than 100 percent (i.e. fuel prices double), the Department will review each affected item of work and give the Design-Builder written notice if work is to stop on any affected item of work. The Department reserves the right to reduce, eliminate or renegotiate the price for remaining portions of affected items of work.

Any amounts resulting from fuel adjustment will not be included in the total cost of work for determination of progress or for extension of contract time.

I elect to use this provision  
 I elect not to use this provision

Date: March 14, 2023  
Signature:   
Design-builder: Allan Myers VA, Inc.  
Vendor No.: G303

**EXHIBIT 6.3(d)  
ADJUSTMENT FOR STEEL**

**VIRGINIA DEPARTMENT OF TRANSPORTATION  
SPECIAL PROVISION FOR  
PRICE ADJUSTMENT FOR STEEL  
DESIGN-BUILD PROJECTS**

June 6, 2018

In the event the Design-Builder elects to seek adjustment for steel items designated in the Price Proposal/Contract as Price Adjustment Items such items will be subject to price adjustment as set forth herein. If new pay items which involve steel are established by Work Order, they will not be subject to Price Adjustment unless specifically designated in the Work Order to be subject to Price Adjustment.

The Design-Builder will submit their monthly application for payment associated with eligible work packages with an adjustment up or down as appropriate for cost changes in steel used on specific items of work identified in the Price Proposal/contract in accordance with this provision. Provided at the end of this provision is a master listing of standard bid items the Department has determined are eligible for steel price adjustment. Only items on this listing will be eligible for steel price adjustment. Generally, non-standard pay items will not be eligible for steel price adjustment unless such steel items are project-specific modifications of items normally eligible and the quantities present on the project constitute major items of the work. Inventoried materials from the listing of eligible items are specifically excluded for consideration. This provision also does not allow for price adjustment for embedded steel where the steel item is a component of the finished bid item and there is no separate or distinct payment for the steel item or for steel used for pre-tensioned or post-tensioned precast components where furnishing steel is included in the unit price of the finished bid item. This includes items such as (but not limited to) drop inlets, median barriers, sound barrier walls, bridge railing and parapets, are not eligible for consideration under this provision.

The requirements of this provision shall apply only to material cost changes that occur between the date of the opening of the Price Proposal and the date the material is shipped to the fabricator. To be eligible for this price adjustment, Design-Builder is required to fill out the accompanying Form for Price Adjustment for Eligible Steel Items on Design-Build Projects and submit the same with its Price Proposal for the Project. By signing the Form and submitting it with its Price Proposal Design-Builder declares its intention to participate in the price adjustment in its contract with the Department. For the purposes of this provision, the prices listed on the Form for Price Adjustment for Eligible Steel Items on Design-Build projects are fixed for cost and adjustment calculations regardless of quantities incorporated into final design. Further, in order for steel items to be eligible for adjustment, once shipped to the fabricator, the items shall be specifically stored, labeled, or tagged, recognizable by color marking, and identifiable by project for inspection and audit verification immediately upon arrival at the fabricator.

Design-Builder shall upon request furnish documentation supporting the price per pound for eligible steel items as shown on the Form for Price Adjustment for Eligible Steel Items on Design-Build Projects furnished with its Price Proposal. Design-Builder must use the format as shown with this Form; no other format for presenting this information will be permitted. Design-Builder shall certify that all items of documentation are original and were used in the computation of the price per pound amount for the represented eligible pay items for the month the Price Proposal was opened. This documentation shall support the base line material price ("Base Price") of the steel item only. Base price per pound shall not include the following cost components: fabrication, shipping, storage, handling, and erection.

Failure to submit all documentation required or requested supporting the per pound prices on eligible steel items will result in Design-Builder being ineligible for a price adjustment of any or all steel items.

Price adjustment of each qualifying item will only be considered if there is an increase or decrease in the cost of eligible steel materials in excess of 10 percent up to a maximum of 60 percent from the Base Price when compared with the latest published price index ("Price Index") in effect at the time material is shipped to the fabricator.

The Price Index the Department is using is based on The U.S. Department of Labor, Bureau of Labor Statistics, Producers Price Index (PPI) which measures the average price change over time of the specific steel eligible item from the perspective of the seller of goods. The Master List table provided at the end of this provision indicates the Producers Price Index (PPI) steel category index items and the corresponding I.D. numbers to which VDOT items will be compared. **Please note:** The Producers Price Index (PPI) is subject to revision 4 months after original publication, therefore, price adjustments and payments will not be made until the index numbers are finalized.

Items under consideration for price adjustment will be compared to the steel category index items and the corresponding I.D. numbers shown in the table attached to the end of this provision.

The price adjustment will be determined by computing the percentage of change in index value beyond 10 percent above or below the index on the date of opening of Design-Builder's Price Proposal to the index value on the date the steel material is shipped to the fabricator (Please see included sample examples). Weights and date of shipment must be documented by a bill of lading provided to the Department. The final price adjustment dollar value will be determined by multiplying this percent increase or decrease in the index (after 10%) by the represented quantity of steel shipped, by the Base Price per pound subject to the limitations herein.

**Price increase/decrease will be computed as follows:**

$$A = B \times P \times Q$$

- Where;
- A = Steel price adjustment in lump sum dollars
  - B = Average weighted price of steel submitted in Design-Builder's Price Proposal for project in price per pound as listed on the Form for Price Adjustment for Eligible Steel Items on Design-Build Project
  - P = Adjusted percentage change in PPI average from shipping date to date of opening of Price Proposal minus 10% (0.10) threshold
  - Q = Total quantity of steel in pounds shipped to fabricator for specific project

This price adjustment is capped at 60 percent. This means the maximum "P" value for increase or decrease that can be used in the above equation is 50% (60%-10% threshold).

Calculations for price adjustment shall be shown separate from the monthly progress payment for work packages and will not be included in the total cost of work for determination of progress or for extension of contract time.

Upon Department review and due process consideration for redress by Design-Builder, any apparent evidence to unbalance the price supplied by Design-Builder in favor of items subject to price adjustment will result in ineligibility for Department participation under this provision.





---

**Sample Calculation of a Price Adjustment (increase)**

---

Project bid on April 28, 2004.

Project has 450,000 lb. of eligible structural steel.

Design Builder's \*f.o.b. supplier price for structural steel submitted in the Price Proposal is \$0.2816 per pound.

\*free on board

Adjusted\*\* BLS Producers Price Index (PPI) most recently published average at time of opening of the Price Proposal is 139.6.

All eligible steel shipped to fabricator in same month, October 2004.

Adjusted BLS Producers Price Index (PPI) most recently published average for month of October is 161.1

Adjustment formula is as follows:

$$A = B \times P \times Q$$

Where;

- A = Steel price adjustment in lump sum dollars
- B = Average weighted price of steel submitted in the Price Proposal for Design-Build project in \$ per pound
- P = Adjusted percentage change in PPI average from shipping date to date of submitted Price Proposal minus 10% (0.10) threshold
- Q = Total quantity of eligible steel shipped to fabricator in October 2004 for this project in pounds

$$B = \$0.2816$$

$$P = (161.1 - 139.6) / 139.6 - 0.10 = 0.054$$

$$Q = 450,000 \text{ lb.}$$

$$A = 0.2816 \times 0.054 \times 450,000$$

$$A = \$6,842.88 \text{ pay adjustment to Design-Builder}$$

**Sample Calculation of a Price Adjustment (decrease)**

---

Project bid on April 28, 2004.

Project has 450,000 lb. of eligible structural steel.

Design-Builder's \*f.o.b. supplier price for structural steel submitted in the Price Proposal is \$0.2816 per pound. \*free on board

Adjusted BLS Producers Price Index (PPI) most recently published average at time of opening of the Price Proposal is 156.6.

All eligible steel shipped to fabricator in same month, October 2004.

Adjusted BLS Producers Price Index (PPI) most recently published average for month of October is 136.3

Adjustment formula is as follows:

$$A = B \times P \times Q$$

Where;

- A = Steel price adjustment in lump sum dollars
- B = Average weighted price of steel submitted in the Price Proposal for Design-Build project in \$ per pound
- P = Adjusted percentage change in PPI average from shipping date to date of submitted Price Proposal minus 10% (0.10) threshold
- Q = Total quantity of eligible steel shipped to fabricator in October 2004 for this project in pounds

$$B = \$0.2816$$

$$P = (156.6 - 136.3)/156.6 - 0.10 = 0.030$$

$$Q = 450,000 \text{ lb.}$$

$$A = 0.2816 \times 0.030 \times 450,000$$

$$A = \$3,801.60 \text{ credit to Department}$$

**MASTER LISTING**

**STANDARD BID ITEMS ELIGIBLE FOR STEEL PRICE ADJUSTMENT**

June 8, 2018

**BLS Series I. D.**

ITEM NUMBER	ITEM DESCRIPTION	UNITS	Number WPU used in \$ adjust.
00519	SHEET PILE, STEEL	SF	avg. 1017 & 101
00540	REINF. STEEL	LB	101704
00560	STRUCTURAL STEEL JB-1	LB	avg. 1017 & 101
11030	REINF. STEEL BRIDGE APPR. SLAB	LB	101704
13545	REINF. STEEL	LB	101704
14502	REINFORCING STEEL	LB	101704
45522	4" STEEL ENCASE. PIPE	LF	101706
45532	6" STEEL ENCASE. PIPE	LF	101706
45562	16" STEEL ENCASE. PIPE	LF	101706
45572	18" STEEL ENCASE. PIPE	LF	101706
45582	24" STEEL ENCASE. PIPE	LF	101706
45584	24" JACKED STEEL ENCASEMENT PIPE	LF	101706
45592	30" STEEL ENCASE. PIPE	LF	101706
60452	REINF. STEEL BRIDGE APPR. SLAB	LB	101704
61700	REINF. STEEL	LB	101704
61704	CORROSION RESISTANT REINF. STEEL	LB	101704
61750	STRUCT. STEEL HIGH STRG. PLT. GIRDERS	LB	avg. 1017 & 101
61811	STR STEEL PLATE GIRDER ASTM A709 GRADE50	LB	avg. 1017 & 101
61812	STR STEEL PLATE GIRDER ASTM A709 GRADE50	LB	avg. 1017 & 101
61813	STR STEEL PLATE GIRDER ASTM A709 GRADEHPS50W	LB	avg. 1017 & 101
61814	STR STEEL PLATE GIRDER ASTM A709 GRADEHPS70W	LB	avg. 1017 & 101
61820	STR STEEL ROLLED BEAM ASTM A709 GRADE 36	LB	avg. 1017 & 101
61821	STR STEEL ROLLED BEAM ASTM A709 GRADE50	LB	avg. 1017 & 101
61822	STR STEEL ROLLED BEAM ASTM A709 GRADE50W	LB	avg. 1017 & 101
61990	STEEL GRID FLOOR	SF	avg. 1017 & 101
64110	STEEL PILES 10"	LF	avg. 1017 & 101
64112	STEEL PILES 12"	LF	avg. 1017 & 101
64114	STEEL PILES 14"	LF	avg. 1017 & 101
64768	DRIVING TEST FOR 12" STEEL PILE	LF	avg. 1017 & 101
64778	DRIVING TEST FOR 14" STEEL PILE	LF	avg. 1017 & 101
65200	REINF. STEEL	LB	101704
65204	CORROSION RESISTANT REINF. STEEL	LB	101704
68100	REINF. STEEL	LB	101704
68104	CORROSION RESISTANT REINF. STEEL	LB	101704
68107	STR STEEL PLATE GIRDER ASTM A709 GRADE50	LB	avg. 1017 & 101
68108	STR. STEEL PLATE GIRDER ASTM A709 GR50W	LB	avg. 1017 & 101
68109	STR. STEEL PLATE GIRDER ASTM A709 GR. HPS50W	LB	avg. 1017 & 101
68110	STR. STEEL PLATE GIRDER ASTM A709 GR. HPS70W	LB	avg. 1017 & 101
68112	STR STEEL ROLLED BEAM ASTM A709 GR. 36	LB	avg. 1017 & 101
68113	STR STEEL ROLLED BEAM ASTM A709 GR. 50	LB	avg. 1017 & 101
68114	STR STEEL ROLLED BEAM ASTM A709 GR. 50W	LB	avg. 1017 & 101
68115	STRUCT. STEEL	LB	avg. 1017 & 101
68270	REINF. STEEL BRIDGE APPR. SLAB	LB	101704

69060	SHEET PILES, STEEL	SF	avg. 1017 & 101
69100	REINF. STEEL	LB	101704
69104	CORROSION RESISTANT REINF. STEEL	LB	101704
69110	STEEL PILES 10"	LF	avg. 1017 & 101
69112	STEEL PILE 12"	LF	avg. 1017 & 101
69113	DRIVING TEST FOR 12" STEEL PILE	LF	avg. 1017 & 101

I elect to use this provision

I elect not to use this provision


Date: March 14, 2023

Signature: 

Design-Builder: Allan Myers VA, Inc.

Vendor No.: G303

### 4.3.3 Proposal Guaranty



COMMONWEALTH OF VIRGINIA  
DEPARTMENT OF TRANSPORTATION  
PROPOSAL GUARANTY

KNOW ALL MEN BY THESE PRESENTS, THAT WE ALLAN MYERS VA, INC. As principal, and FIDELITY AND DEPOSIT COMPANY OF MARYLAND Surety, are held and firmly bound unto the Commonwealth of Virginia as obligee, in the amount of FIVE PERCENT OF THE DOLLAR VALUE OF THE BID, lawful money of the United States of America, for the payment of which, well and truly to be made, we bind ourselves, our heirs, executors, administrators, successors and assigns, jointly and severally and firmly by these presents.

SIGNED, sealed and dated this 14th Day of March, 20 23

WHEREAS, the above said principal is herewith submitting its proposal for: Fall Line Trail – Northern Section (Segment 7C.2 – 7C.4)

PROJECT NUMBER: State Project Nos.:  
9999-166-294, P101, R201, C501 (UPC 121374),  
9999-964-016, P101, R201, C501 (UPC 119599),  
Contract ID Number: C00121374DB121

NOW, THEREFORE, the condition of the above obligee is such, that if the aforesaid principal shall be awarded the contract upon said proposal and shall within the time specified in the Specifications after the notice of such award enter into a contract and give bond for the faithful performance of the contract, then this obligation shall be null and void; otherwise to remain in full force and effect and the principal and surety will pay unto the obligee the difference in money between the amount of the bid of the said principal and the amount for which the obligee may legally contract with another party to perform the said work if the latter amount be in excess of the former; but in no event shall the liability exceed the penal sum hereof.

ALLAN MYERS VA, INC.  
(Principal\*)  
By: [Signature]  
(Officer, Partner or Owner) (Seal)  
Aaron T. Myers, Executive Vice President - Operations

\_\_\_\_\_  
(Principal\*)  
By: \_\_\_\_\_  
(Officer, Partner or Owner) (Seal)  
\_\_\_\_\_  
(Principal\*)

By: \_\_\_\_\_  
(Officer, Partner or Owner) (Seal)

FIDELITY AND DEPOSIT COMPANY OF MARYLAND  
(Surety Company)  
By: [Signature]  
(Attorney-in-Fact\*\*) (Seal)  
Elizabeth P. Cervini, Attorney-in-Fact  
1299 Zurich Way, 5th Floor, Schaumburg, IL 60196-1056

\_\_\_\_\_  
(Address)  
By: \_\_\_\_\_  
(Surety Company)  
\_\_\_\_\_  
(Attorney-in-Fact\*\*) (Seal)

By: \_\_\_\_\_  
(Address)

\*Note: If the principal is a *joint venture*, each party thereof must be named and execution made by same hereon. If there is more than one surety to the bid bond, each surety must be named and execution shall be made by same hereon.  
**Electronic Bid Only:** In lieu of completing the above section of the Contract Performance Bond, the Principal shall file an Electronic Bid Bond when bidding electronically. By signing below the Principal is ensuring the identified electronic bid bond has been executed and the Principal and Surety are firmly bound unto the Commonwealth of Virginia under the same conditions of the bid bond as shown above.

Electronic Bid Bond ID#	Company/Bidder Name	Signature and Title
-------------------------	---------------------	---------------------

\*\*Attach copy of Power of Attorney

**ZURICH AMERICAN INSURANCE COMPANY  
COLONIAL AMERICAN CASUALTY AND SURETY COMPANY  
FIDELITY AND DEPOSIT COMPANY OF MARYLAND  
POWER OF ATTORNEY**

KNOW ALL MEN BY THESE PRESENTS: That the ZURICH AMERICAN INSURANCE COMPANY, a corporation of the State of New York, the COLONIAL AMERICAN CASUALTY AND SURETY COMPANY, a corporation of the State of Illinois, and the FIDELITY AND DEPOSIT COMPANY OF MARYLAND a corporation of the State of Illinois (herein collectively called the "Companies"), by **Robert D. Murray, Vice President**, in pursuance of authority granted by Article V, Section 8, of the By-Laws of said Companies, which are set forth on the reverse side hereof and are hereby certified to be in full force and effect on the date hereof, do hereby nominate, constitute, and appoint **Harry C. ROSENBERG, Elizabeth P. CERVINI, David C. ROSENBERG, Matthew J. ROSENBERG, Denise M. BRUNO, Julia R. BURNET, Joyce M. HOUGHTON, Jonathan F. BLACK, David A. JOHNSON, Stephanie S. HELMIG, Melissa J. HINDE, James M. DISCIULLO, John E. ROSENBERG** of Wayne, Pennsylvania, EACH, its true and lawful agent and Attorney-in-Fact, to make, execute, seal and deliver, for, and on its behalf as surety, and as its act and deed: **any and all bonds and undertakings**, and the execution of such bonds or undertakings in pursuance of these presents, shall be as binding upon said Companies, as fully and amply, to all intents and purposes, as if they had been duly executed and acknowledged by the regularly elected officers of the ZURICH AMERICAN INSURANCE COMPANY at its office in New York, New York., the regularly elected officers of the COLONIAL AMERICAN CASUALTY AND SURETY COMPANY at its office in Owings Mills, Maryland., and the regularly elected officers of the FIDELITY AND DEPOSIT COMPANY OF MARYLAND at its office in Owings Mills, Maryland., in their own proper persons.

The said Vice President does hereby certify that the extract set forth on the reverse side hereof is a true copy of Article V, Section 8, of the By-Laws of said Companies, and is now in force.

IN WITNESS WHEREOF, the said Vice-President has hereunto subscribed his/her names and affixed the Corporate Seals of the said ZURICH AMERICAN INSURANCE COMPANY, COLONIAL AMERICAN CASUALTY AND SURETY COMPANY, and FIDELITY AND DEPOSIT COMPANY OF MARYLAND, this 24th day of May, A.D. 2021.



**ATTEST:  
ZURICH AMERICAN INSURANCE COMPANY  
COLONIAL AMERICAN CASUALTY AND SURETY COMPANY  
FIDELITY AND DEPOSIT COMPANY OF MARYLAND**

By: *Robert D. Murray*  
Vice President

By: *Dawn E. Brown*  
Secretary

State of Maryland  
County of Baltimore

On this 24th day of May, A.D. 2021, before the subscriber, a Notary Public of the State of Maryland, duly commissioned and qualified, **Robert D. Murray, Vice President and Dawn E. Brown, Secretary** of the Companies, to me personally known to be the individuals and officers described in and who executed the preceding instrument, and acknowledged the execution of same, and being by me duly sworn, deposed and saith, that he/she is the said officer of the Company aforesaid, and that the seals affixed to the preceding instrument are the Corporate Seals of said Companies, and that the said Corporate Seals and the signature as such officer were duly affixed and subscribed to the said instrument by the authority and direction of the said Corporations.

IN TESTIMONY WHEREOF, I have hereunto set my hand and affixed my Official Seal the day and year first above written.



Constance A. Dunn, Notary Public  
My Commission Expires: July 9, 2023

Authenticity of this bond can be confirmed at [bondvalidator.zurichna.com](http://bondvalidator.zurichna.com) or 410-559-8790



**EXTRACT FROM BY-LAWS OF THE COMPANIES**

"Article V, Section 8, Attorneys-in-Fact. The Chief Executive Officer, the President, or any Executive Vice President or Vice President may, by written instrument under the attested corporate seal, appoint attorneys-in-fact with authority to execute bonds, policies, recognizances, stipulations, undertakings, or other like instruments on behalf of the Company, and may authorize any officer or any such attorney-in-fact to affix the corporate seal thereto; and may with or without cause modify or revoke any such appointment or authority at any time."

**CERTIFICATE**

I, the undersigned, Vice President of the ZURICH AMERICAN INSURANCE COMPANY, the COLONIAL AMERICAN CASUALTY AND SURETY COMPANY, and the FIDELITY AND DEPOSIT COMPANY OF MARYLAND, do hereby certify that the foregoing Power of Attorney is still in full force and effect on the date of this certificate, and I do further certify that Article V, Section 8, of the By-Laws of the Companies is still in force.

This Power of Attorney and Certificate may be signed by facsimile under and by authority of the following resolution of the Board of Directors of the ZURICH AMERICAN INSURANCE COMPANY at a meeting duly called and held on the 15th day of December 1998.

RESOLVED: "That the signature of the President or a Vice President and the attesting signature of a Secretary or an Assistant Secretary and the Seal of the Company may be affixed by facsimile on any Power of Attorney...Any such Power or any certificate thereof bearing such facsimile signature and seal shall be valid and binding on the Company."

This Power of Attorney and Certificate may be signed by facsimile under and by authority of the following resolution of the Board of Directors of the COLONIAL AMERICAN CASUALTY AND SURETY COMPANY at a meeting duly called and held on the 5th day of May, 1994, and the following resolution of the Board of Directors of the FIDELITY AND DEPOSIT COMPANY OF MARYLAND at a meeting duly called and held on the 10th day of May, 1990.

RESOLVED: "That the facsimile or mechanically reproduced seal of the company and facsimile or mechanically reproduced signature of any Vice-President, Secretary, or Assistant Secretary of the Company, whether made heretofore or hereafter, wherever appearing upon a certified copy of any power of attorney issued by the Company, shall be valid and binding upon the Company with the same force and effect as though manually affixed.

IN TESTIMONY WHEREOF, I have hereunto subscribed my name and affixed the corporate seals of the said Companies, this 14th day of March, 2023.



*Brian M. Hodges*


By: Brian M. Hodges  
Vice President

**TO REPORT A CLAIM WITH REGARD TO A SURETY BOND, PLEASE SUBMIT A COMPLETE DESCRIPTION OF THE CLAIM INCLUDING THE PRINCIPAL ON THE BOND, THE BOND NUMBER, AND YOUR CONTACT INFORMATION TO:**

Zurich Surety Claims  
1299 Zurich Way  
Schaumburg, IL 60196-1056  
[www.reportsfclaims@zurichna.com](mailto:www.reportsfclaims@zurichna.com)  
800-626-4577

**Authenticity of this bond can be confirmed at [bondvalidator.zurichna.com](http://bondvalidator.zurichna.com) or 410-559-8790**

## 4.3.4 Sworn Statements



**COMMONWEALTH OF VIRGINIA  
DEPARTMENT OF TRANSPORTATION**

PROJECT:

**Fall Line Trail – Northern Section (Segment 7C.2 – 7C.4)  
Contract ID Number: C00121374DB121**

FHWA:

This form must be completed, signed and returned with bid; and failure to do so may result in the rejection of your bid. **THE CONTRACTOR SHALL AFFIRM THE FOLLOWING STATEMENT EITHER BY SIGNING THE AFFIDAVIT AND HAVING IT NOTARIZED OR BY SIGNING THE UNSWORN DECLARATION UNDER PENALTY OF PERJURY UNDER THE LAWS OF THE UNITED STATES. A SEPARATE FORM MUST BE SUBMITTED BY EACH PRINCIPAL OF A JOINT VENTURE BID.**

**STATEMENT.** In preparation and submission of this bid, I, the firm, corporation or officers, agents or employees thereof did not, either directly or indirectly, enter into any combination or arrangement with any persons, firm or corporation or enter into any agreement, participate in any collusion, or otherwise take any action in the restraint of free, competitive bidding in violation of the Sherman Act (15 U.S.C. Section 1) or Article 1.1 or Chapter 12 of Title 18.2 (Virginia Governmental Frauds Act), Sections 59.1-9.1 through 59.1-9.17 or Sections 59.1-68.6 through 59.1-68.8 of the Code of Virginia.

**AFFIDAVIT**

The undersigned is duly authorized by the bidder to make the foregoing statement to be filed with bids submitted on behalf of the bidder for contracts to be let by the Commonwealth Transportation Board.

Signed at Henrico, VIRGINIA, this 14<sup>th</sup> day of March, 20 23  
County (City), STATE

Allan Myers VA, Inc.  
(Name of Firm)

By: [Signature] Executive Vice President - Operations  
(Signature) Title (print)

STATE of Virginia

COUNTY (CITY) of Henrico

To-wit:

I Madelyn Ruth Treadwell, a Notary Public in and for the State and County(City) aforesaid, hereby certify that this day Aaron T. Myers

personally appeared before me and made oath that he is duly authorized to make the above statements and that such statements are true and correct.

Subscribed and sworn to before me this 14<sup>th</sup> day of March, 20 23

Madelyn Ruth Treadwell  
Notary Public

My Commission expires October 31, 2025

**OR  
UNSWORN DECLARATION**

The undersigned is duly authorized by the bidder to make the foregoing statement to be filed with bids submitted on behalf of the bidder for contracts to be let by the Commonwealth Transportation Board.

Signed at \_\_\_\_\_, this \_\_\_\_\_ day of \_\_\_\_\_, 20 \_\_\_\_\_  
County (City), STATE

\_\_\_\_\_  
(Name of Firm)

By: \_\_\_\_\_ Title (print)  
(Signature)



COMMONWEALTH OF VIRGINIA  
DEPARTMENT OF TRANSPORTATION  
AFFIDAVIT

PROJECT: **Fall Line Trail – Northern Section (Segment 7C.2 – 7C.4)**  
**Contract ID Number: C00121374DB121**

FHWA:

This form must be completed, signed, notarized and returned with bid; and failure to do so, may result in the rejection of your bid. A separate form must be submitted by each principal of a joint venture bid.

- I, the firm, corporation or officers, agents or employees thereof have neither directly nor indirectly entered into any combination or arrangement with any person, firm or corporation or entered into any agreement, participated in any collusion, or otherwise taken any action in restraint of free competitive bidding in connection with such contract, the effect of which is to prevent competition or increase the cost of construction or maintenance of roads or bridges.

During the preceding twelve months, I (we) have been a member of the following Highway Contractor's Associations, as defined in Section 33.1-336 of the Code of Virginia (1970). (If none, so state).

NAME	Location of Principal Office
<u>VTCA</u>	<u>620 Moorefield Park Dr, Ste 120 Richmond, VA</u>
<u>Hruhca</u>	<u>5911 Harbour View Blvd, Ste 220 Suffolk, VA</u>
<u>HCCA</u>	<u>9251 Industrial Court, Ste 201 Manassas, VA</u>

- I (we) have , have not , participated in a previous contract or subcontract subject to the equal opportunity clause, as required by Executive Orders 10925, 11114, or 11246, and that I/We have , have not , filed with the joint Reporting Committee, the Director of the Office of Federal Contract Compliance, a Federal Government contracting or administering agency, or the former President's Committee on Equal Employment Opportunity, all reports due under the applicable filing requirements.

**Note:** The above certification is required by the Equal Employment Opportunity Regulations of the Secretary of Labor [41 CFR 60-1.7(b)(1)], and must be submitted by bidders and proposed subcontractors only in connection with contracts and subcontracts which are subject to the equal opportunity clause. Contracts and subcontracts which are exempt from the equal opportunity clause are set forth in 41 CFR 60-1.5. (Generally only contract or subcontracts of \$10,000 or under are exempt.)

Currently, Standard Form 100 (EEO-1) is the only report required by the Executive Orders or their implementing regulations.

Proposed prime contractors and subcontractors who have participated in a previous contract or subcontract subject to the Executive Orders and have not filed the required reports should note that 41 CFR 60-1.7(b) (1) prevents the award of contract and subcontract unless such contractor submits a report covering the delinquent period or such other period specified by the Federal Highway Administration or by the Director, Office of Federal Contract Compliance, U.S. Department of Labor.

(Continued)

ORDER NO.:  
CONTRACT ID. NO.:

Form C-105  
page 2

3. The bidder certifies to the best of its knowledge and belief, that it and its principals:
- (a) Are not presently debarred, suspended, proposed for debarment, declared ineligible or voluntarily excluded from covered transactions by any Federal department or agency;
  - (b) Have not within a three year period preceding this proposal been convicted of or had a civil judgement rendered against them for commission of fraud or a criminal offence in connection with obtaining, attempting to obtain, or performing a public (Federal, State or local) transaction or contract under a public transaction; violation of Federal or State antitrust statutes or commission of embezzlement, theft, forgery, bribery, falsification or destruction of records, making false statements, or receiving stolen property;
  - (c) Are not presently indicted for or otherwise criminally or civilly charged by a governmental entity (Federal, State or local) with commission of any of the offenses enumerated above; and
  - (d) Where the bidders is unable to certify to any of the statements in this certification, the bidder shall show an explanation below.

Explanations will not necessarily result in denial of award, but will be considered in determining bidder responsibility. For any explanation noted, indicate below to whom it applies, initiating agency, and dates of action. Providing false information may result in federal criminal prosecution or administration sanctions. The bidder shall provide immediate written notice to the Department if at any time the bidder learns that its certification was erroneous when submitted or has become erroneous by reason of change circumstances.

The undersigned is duly authorized by the bidder to make the foregoing statements to be filed with bids submitted on behalf of the bidder for contracts to be let by the Commonwealth Transportation Board.

Signed at Henrico, VIRGINIA, this 14<sup>th</sup> day of March, 20 23  
County (City), STATE  
Allan Myers VA, Inc. By: [Signature] Executive Vice President - Operations  
 (Name of Firm) (Signature) Title (print)  
 STATE of Virginia COUNTY (CITY) of Henrico  
 To-wit:

I Madelyn Ruth Treadwell, a Notary Public in and for the State and County(City) aforesaid, hereby certify that this day Aaron T. Myers

personally appeared before me and made oath that he is duly authorized to make the above statements and that such statements are true and correct.

Subscribed and sworn to before me this 14<sup>th</sup> day of March, 20 23  
Madelyn Ruth Treadwell My Commission expires October 31, 2025  
 Notary Public



